



# Portable emission measurement system (PEMS) for exhaust aerosols

A. Järvinen<sup>1</sup>, A. Rostedt<sup>1</sup>, H. Wihersaari<sup>1</sup>, M. Olin<sup>1</sup>, J. Yli-Ojanperä<sup>1</sup>, T. Rönkkö<sup>1</sup>, J. Keskinen<sup>1</sup>

## Background

- Vehicle emissions in the laboratory conditions differ from the real driving situations (Keskinen & Rönkkö 2010, Weiss *et al.* 2012)
- Portable emission measurement systems (PEMS) have been developed to measure emissions of real world driving.
- Commercial PEMSs available have been designed for measuring legislated emissions and fixed to certain technologies (gas concentrations, particle mass).
- We wanted a versatile system for exhaust aerosol studies, allowing different sampling methods to be used in order to mimic real world dilution.

## Construction

The developed PEMS consists of 4 units (Figs. 1 and 2).

- Energy supply: Battery (2), DC power supply
- Main unit
- Tailpipe sampling
- Exhaust plume sampling

The measurement instruments are connected to the main unit which consists of the following components

- Pumps, filters and flow measurement for dilution air
- CO<sub>2</sub> sensors (4) with a common pump
- Temperature controllers for dilution and evaporation
- Inverter
- Datalogger: temperatures, additional sensors...

The diluters are installed into a rail which is bolted into a towing hook of the vehicle. The diluter is placed inside the tailpipe or close to the end of the tailpipe

- First dilution stage: ejector type or porous tube type
- Second dilution ejector type
- Possibility for evaporation chamber after the first stage
- CO<sub>2</sub> sensors are used to define the dilution ratio




Fig. 1 PEMS installed into a GDI passenger car, a CPC and an EEPS as measuring instruments. The plume sampling is shown on the right hand side.

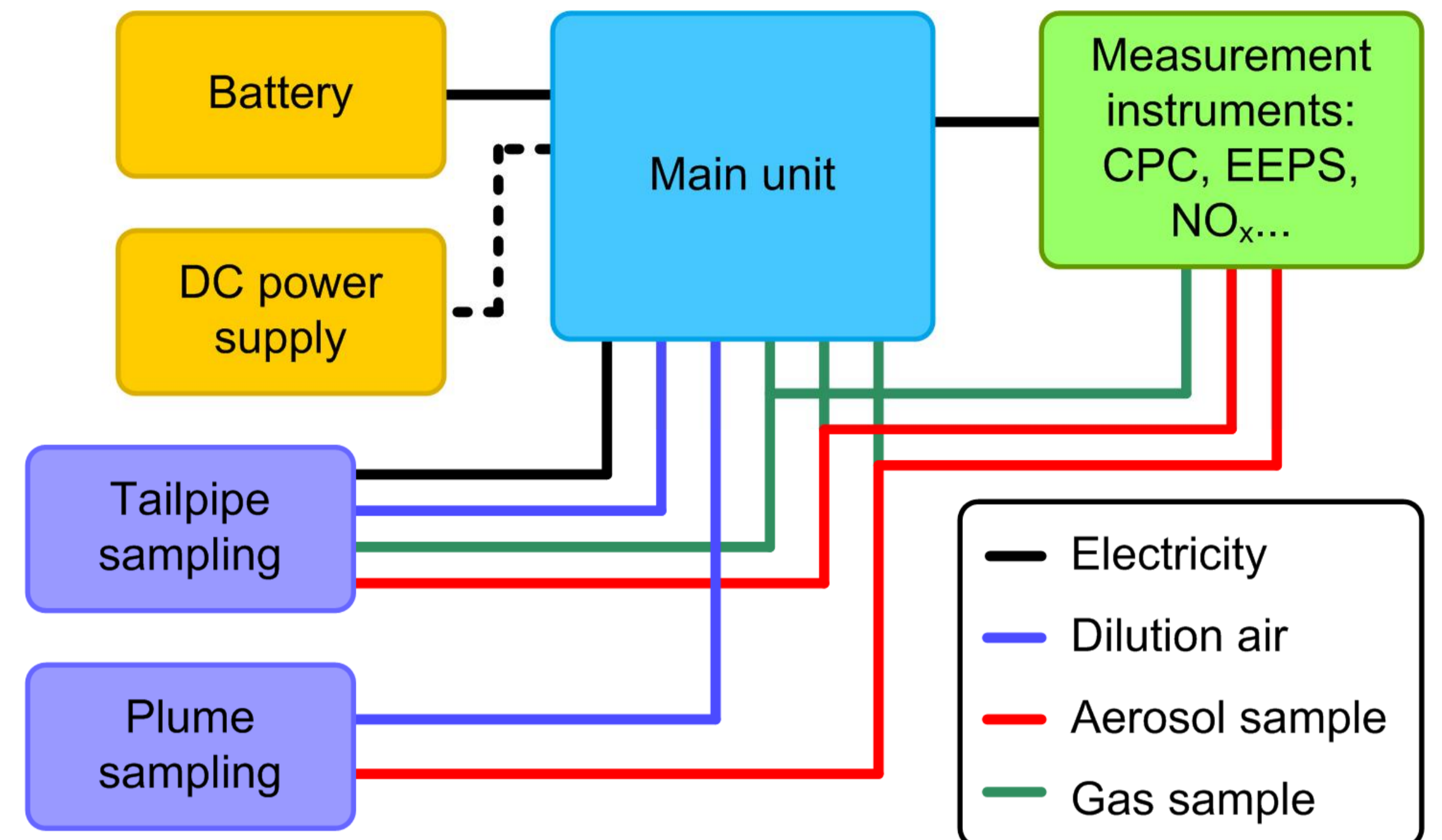


Fig. 2 Simplified schematics of the PEMS.

## Tests

PEMS has been tested in laboratory and during driving on public roads, with both diesel and GDI vehicles. The measurements shown here are for a GDI passenger car. In this case, cold porous tube dilution followed by ejector dilution was used. The route consisted of urban driving including stops and accelerations as well as 2 x 4.5 km highway stage. An EEPS and a CPC were used as measuring instruments.

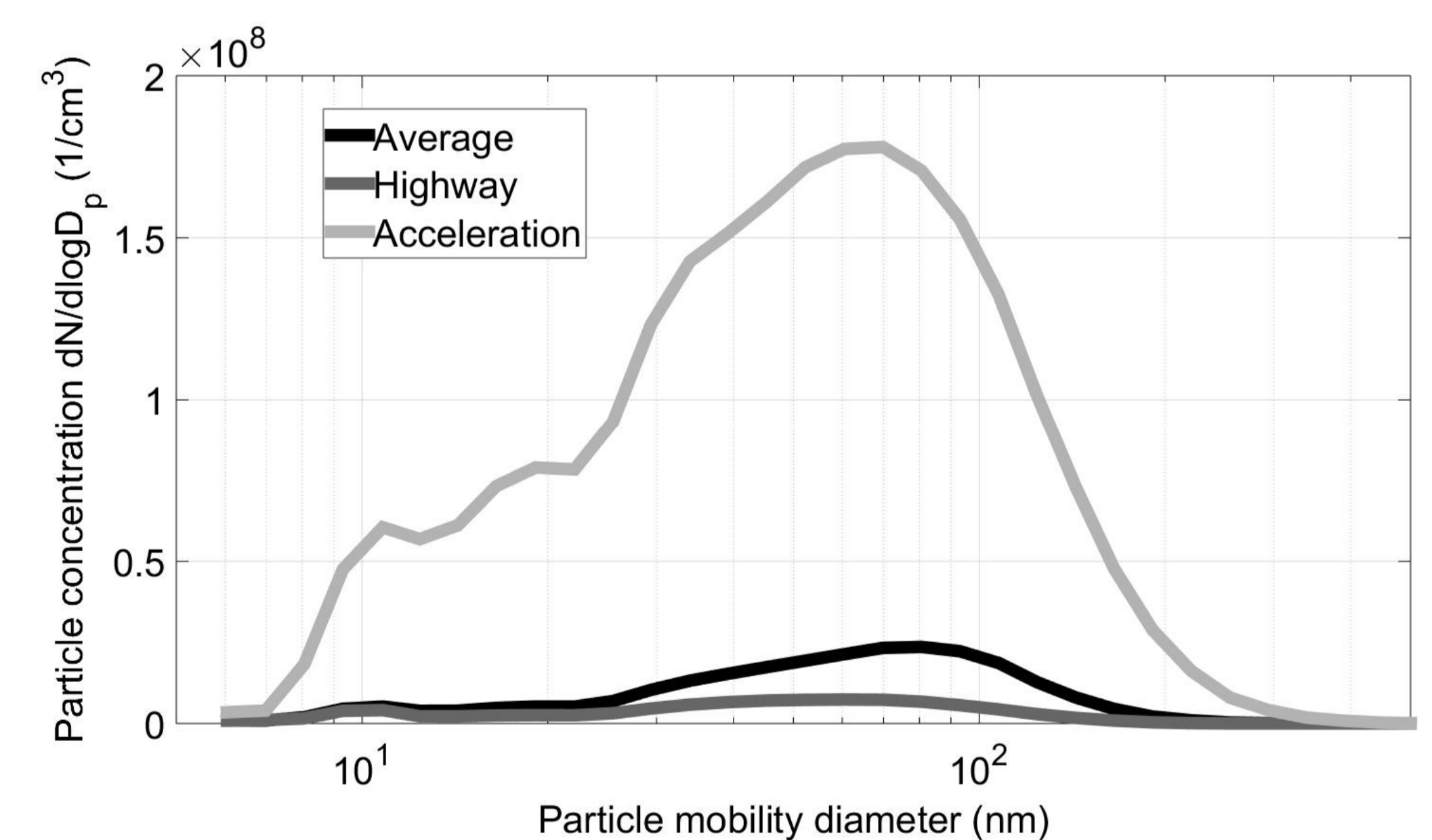
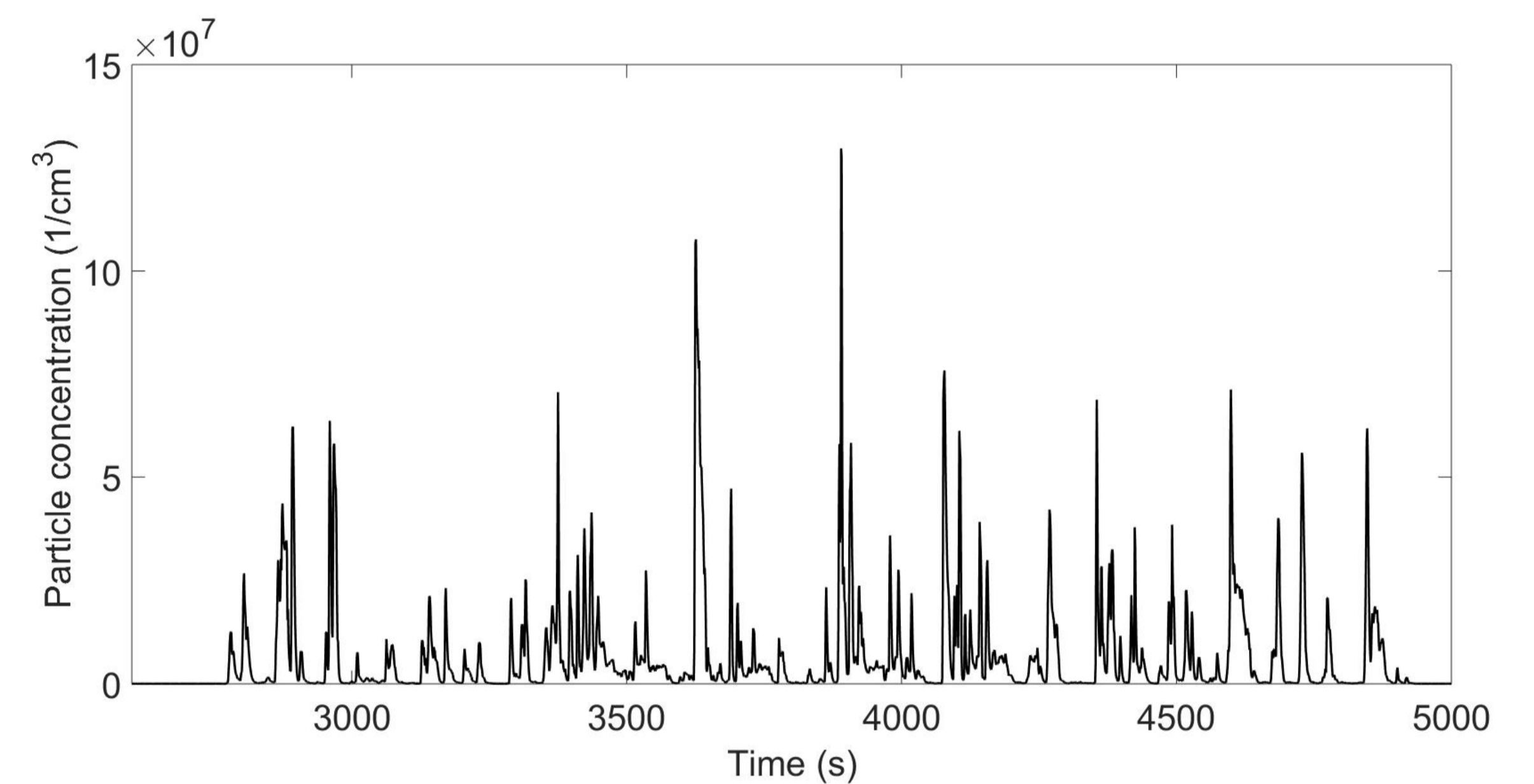


Fig. 3 GDI vehicle particle number concentrations measured during normal driving (above). Aerosol number size distributions measured with the EEPS (below).

<sup>1</sup>Aerosol Physics Laboratory, Tampere University of Technology, P.O. Box 692, FI-33101, Tampere, Finland

## Acknowledgements

This work was funded by Tekes – the Finnish Funding Agency for Innovation and it was a part of the Measurement, Monitoring and Environmental Assessment (MMEA) research program of CLEAN Ltd.

## References

- Keskinen J., Rönkkö T. (2010). Journal of the Air & Waste Management Association, 60, 1245-1255.  
Weiss M., Bonnel P., Kühlwein J., Provenza A., Lambrecht U., Alessandrini S., Carriero M., Colombo R., Forni F., Lanappe G., Le Lijour P., Manfredi U., Montigny F., Sculati M. (2012). Atmospheric Environment, 62, 657-665.