

Secondary Effects of Catalytic Diesel Particulate Filters:

Diesel Particulate Filters:

Reduced Emissions of Potential Endocrine Disruptors



Emissions of diesel engines are a relevant source of potential endocrine disruptors in the air.

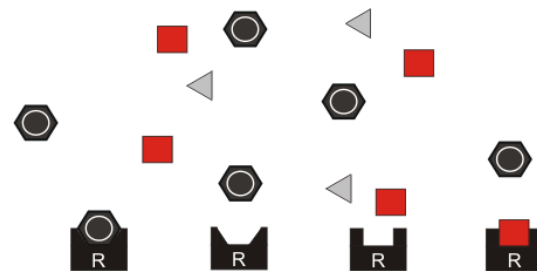
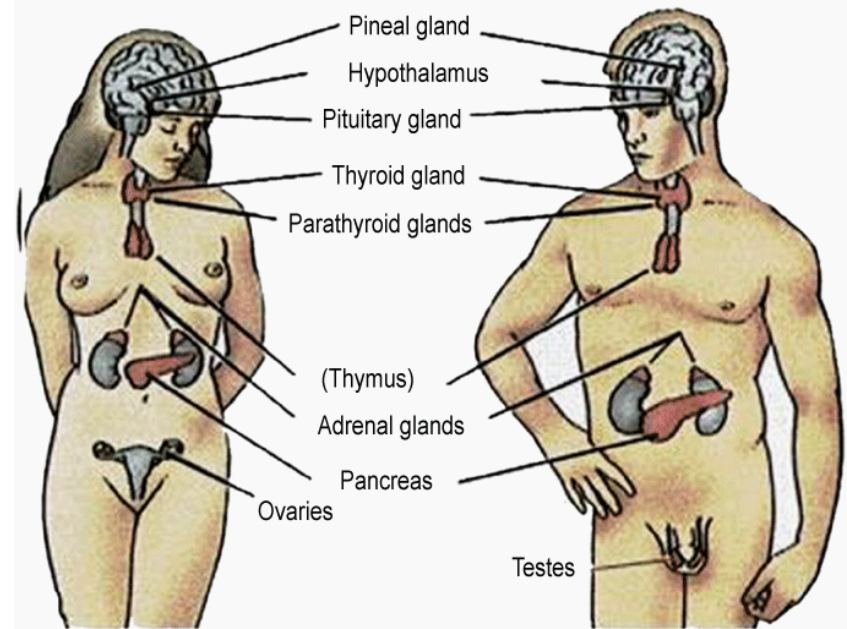
- Aryl hydrocarbon receptor (AhR) agonists
- Estrogen receptor (ER) agonists

Catalytic diesel particulate filters reduce emissions of potential endocrine disruptors with AhR- or ER-mediated activity.

- A favourable secondary effect of diesel particulate filters
- Promising technology to detoxify diesel exhaust

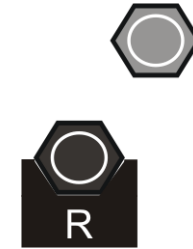
Hormones: endogenous chemical messengers

- Produced in the glands
- Transported by the blood system
- Recognized by **receptors** in the target cells → induction of specific cellular responses
- Regulate biological processes (reproduction, development, behaviour, ...)



Endocrine disruptors: natural or man-made exogenous compounds

- Interfere with the normal functioning of human and wildlife endocrine systems → adverse health effects
- Act at multiple sites
- Exhibit multiple mechanisms of action, for example, interaction with receptor systems

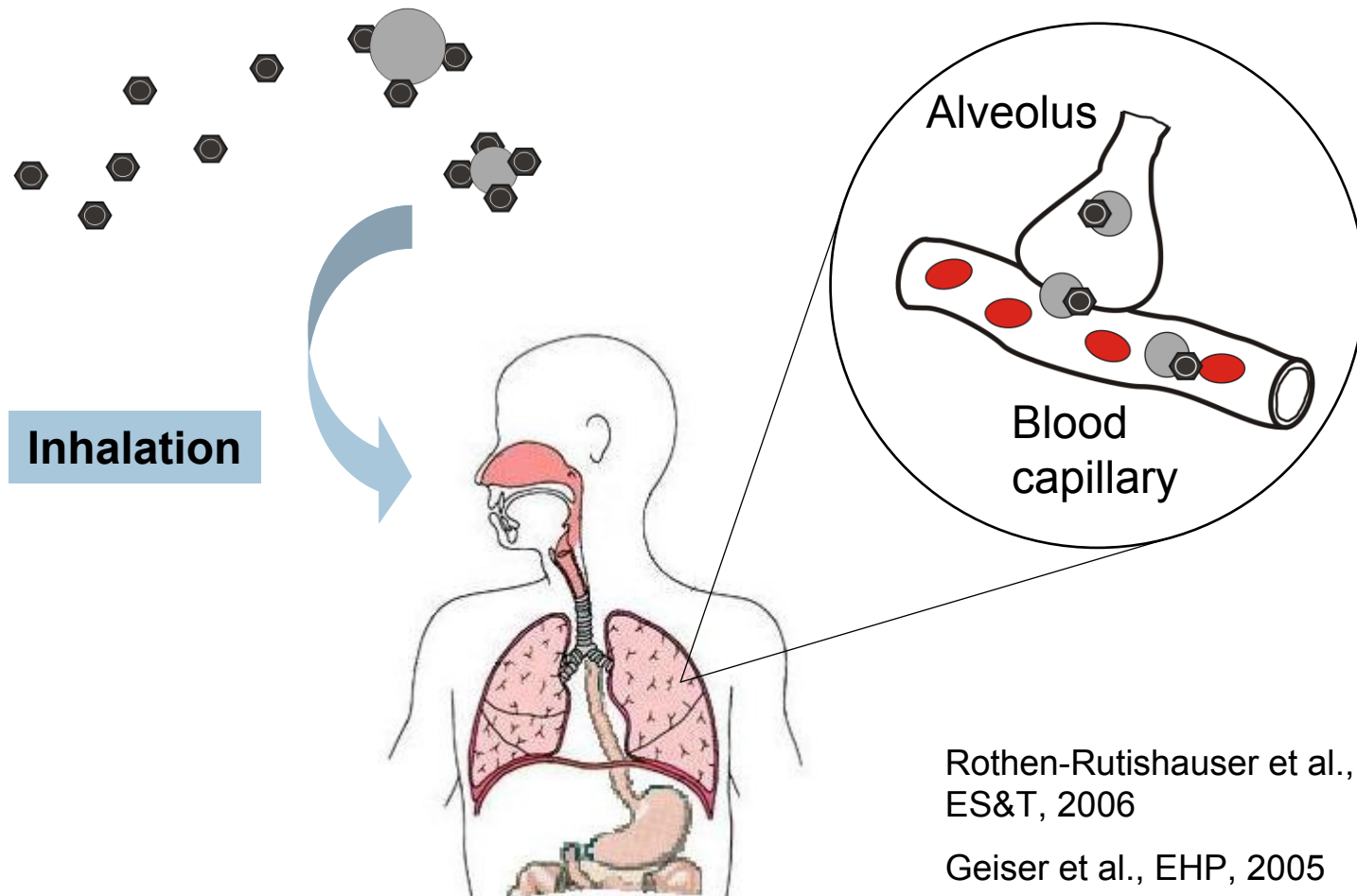


Receptor agonists:
activate receptors

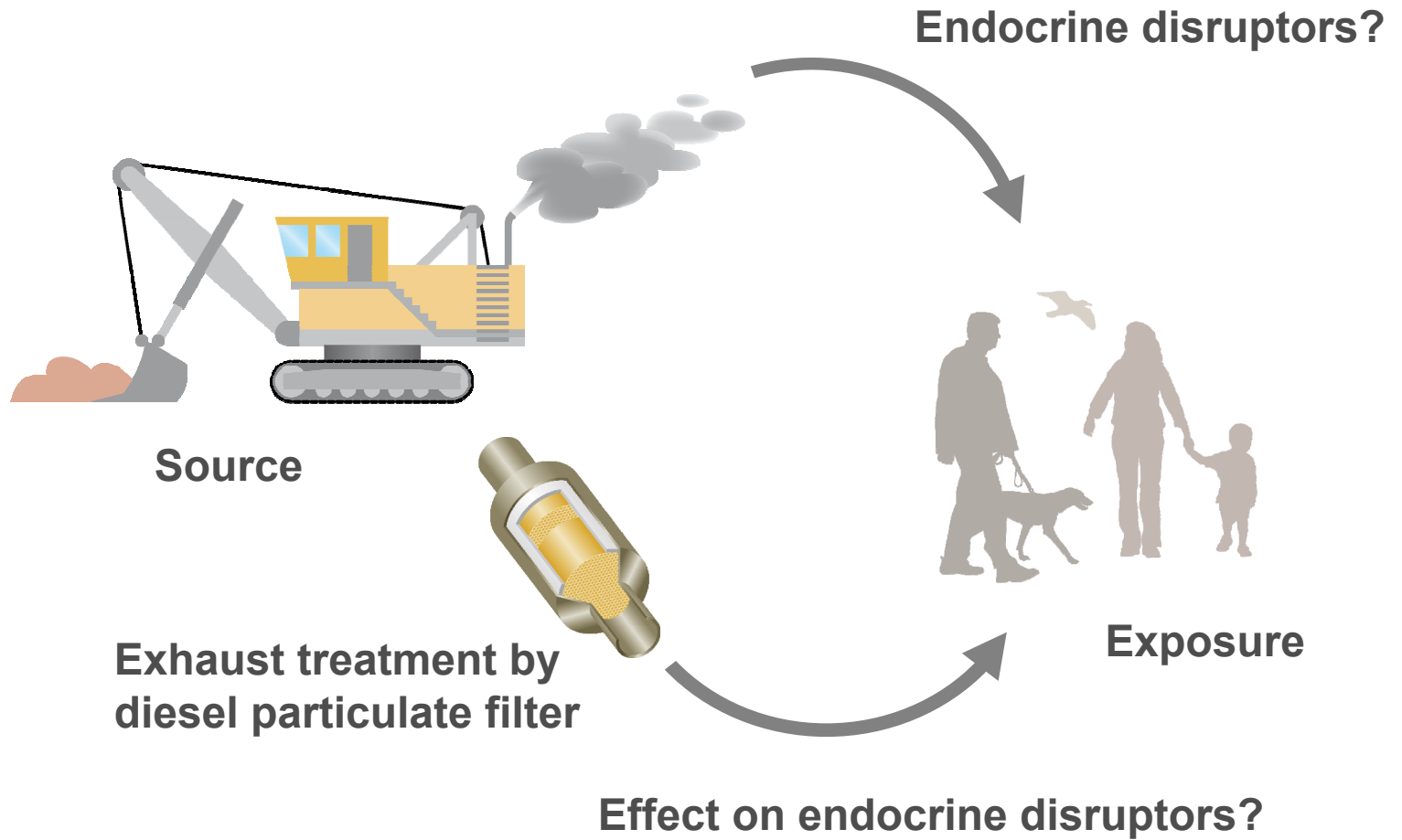


Receptor antagonists:
block receptors

Inhalation: A Pathway for Exposure to EDs

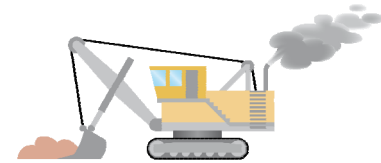


Diesel Exhaust: Endocrine Disruptors?



Collection of
diesel exhaust
samples

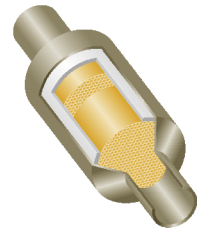
- Heavy-duty diesel engine (Liebherr)
- ISO 8178/4 C1 test cycle
- All-glass sampling devices: quartz fiber filter, condensate separator, adsorbents



With or without
exhaust
treatment by
DPF

DPFs: uncoated, cordierite-based, monolithic, wall-flow (Greentop)

- Iron-based fuel additive (catalyst)
- Copper/iron-based fuel additive



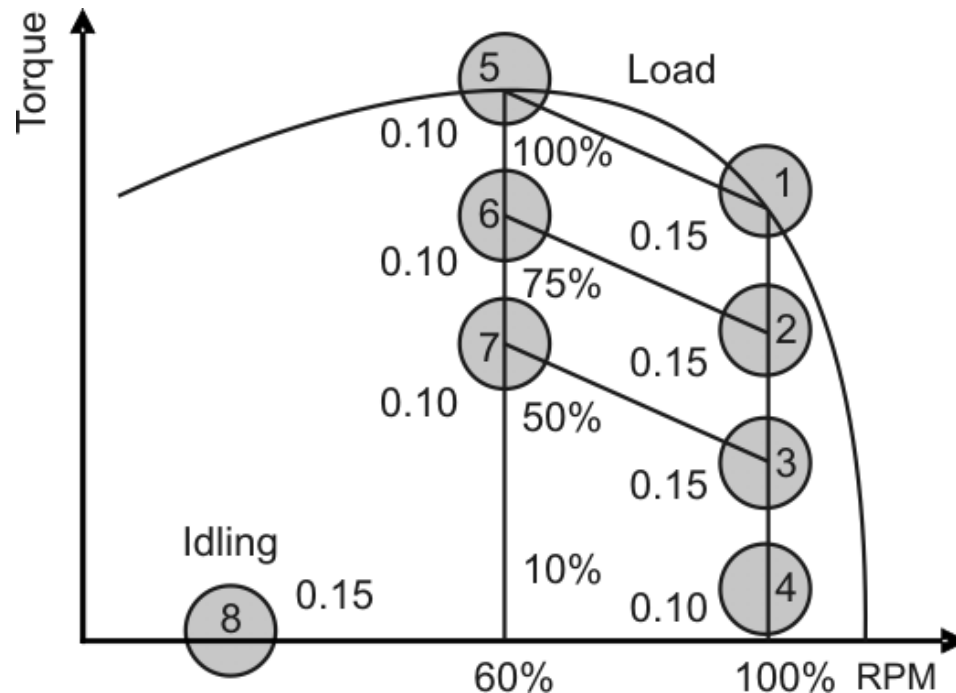
Analysis of
exposure:
CALUX assays
+ GC/HRMS

Bioassays:

- Aryl hydrocarbon receptor (AhR) agonists
- Estrogen receptor (ER) agonists



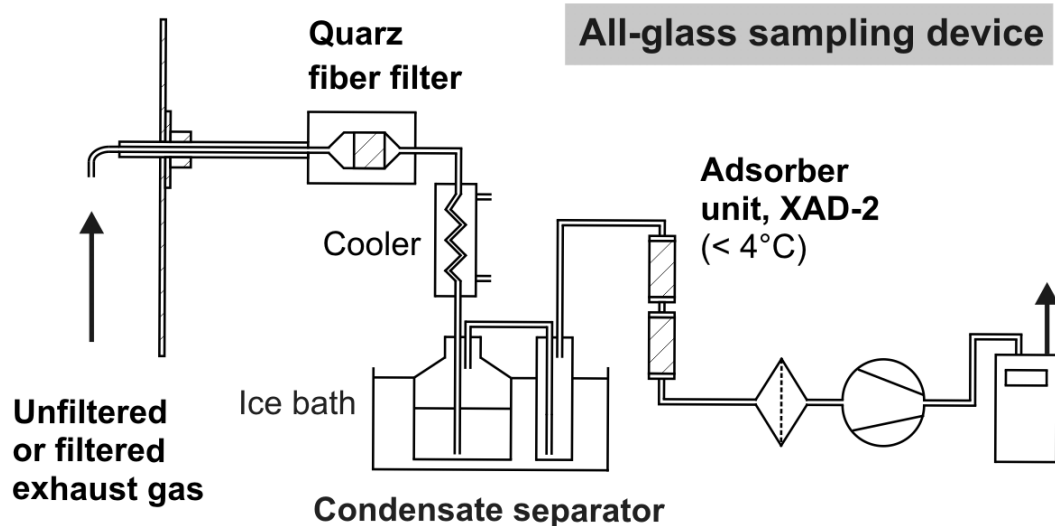
Heavy-duty diesel engine (Liebherr, type D914T, 6.11 L, 4 cylinders, 105 kW, Bulle, Switzerland), ISO 8178/4 C1 test cycle:



- 8 load-stages
- Total cycle time: 100 min
- 2 consecutive runs for each sample (200 min)
- Mass flow proportional aliquots of undiluted exhaust gas were taken at each load-stage (per sample: 4-7 m³ exhaust).

Exhaust sampling: Fachhochschule Biel, Empa Dübendorf

Collection of Samples and Extraction



Transfer to DMSO for **assay analysis**

Clean-up for **GC/HRMS**

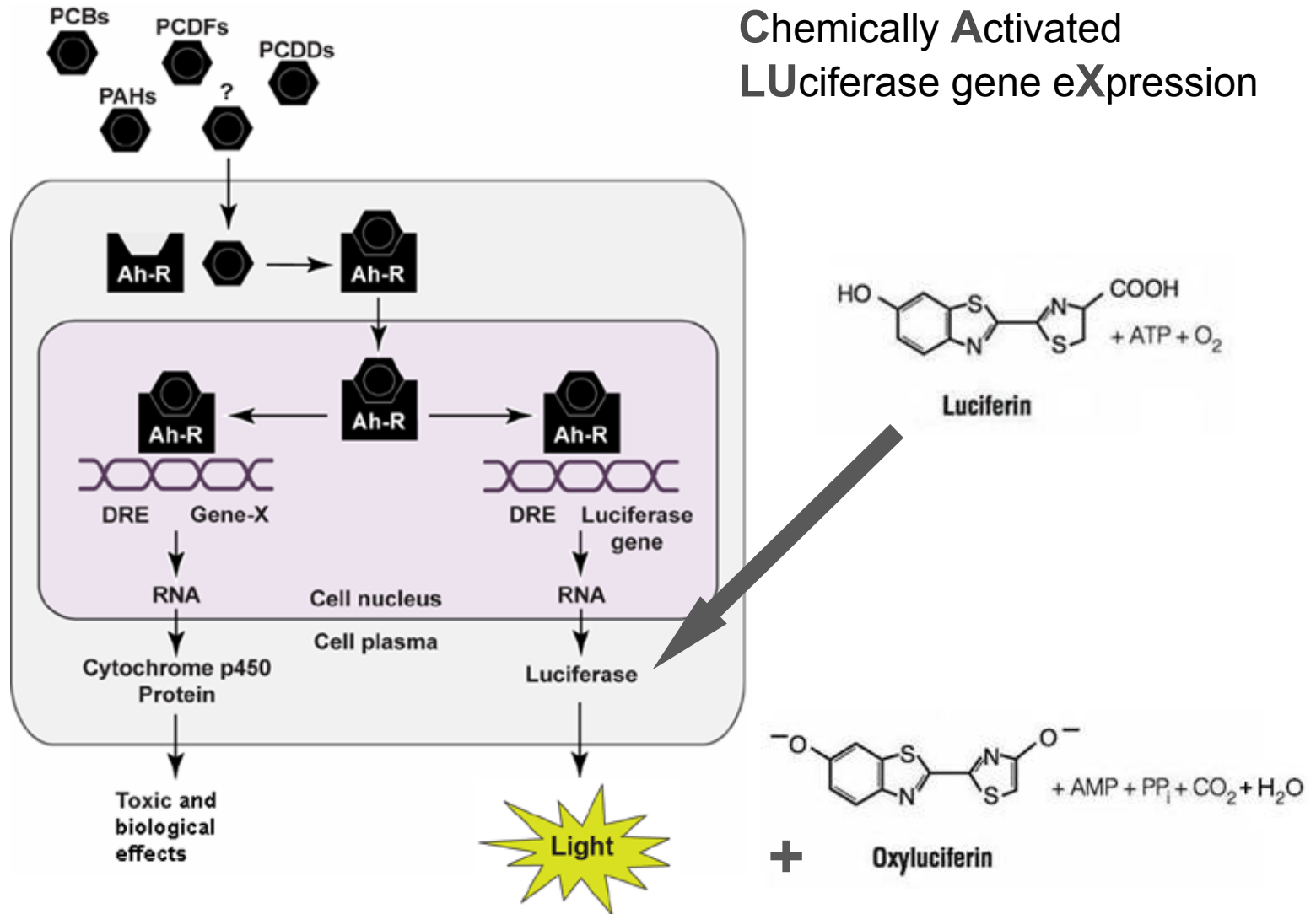
Exhaust treatment by diesel particulate filter (DPF)

DPFs: uncoated, cordierite-based, monolithic, wall-flow (100 CPI, 22.8 L, Greentop, Grävenwiesbach, Germany)

- Iron-based fuel additive (catalyst)
- Copper/iron-based fuel additive



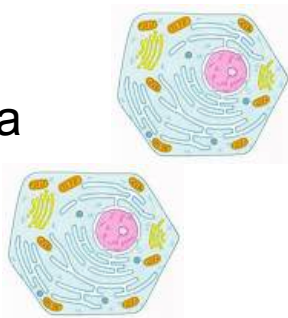
Reporter Gene Assays – CALUX Assays



Assay Analysis of Exhaust Samples

Human adenocarcinoma cells (T47D)


Rat hepatoma cells (H4IIE)



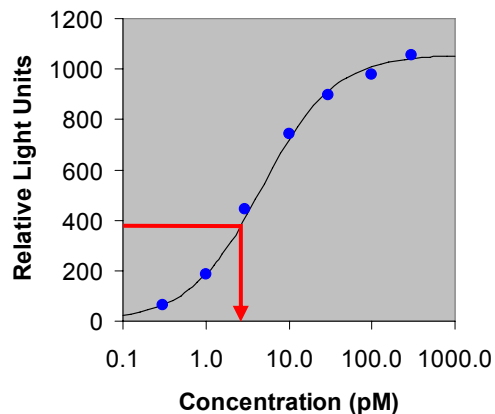
Extracts of diesel exhaust in DMSO

Dilution series: E2 or 2,3,7,8-TCDD

Seeding
CALUX cells



Calibration curve



Toxicological information



24 h exposure

Samples: conversion of light units into 2,3,7,8-TCDD or E2 equivalents

Luminometer: Measurement of luciferase activity as light units

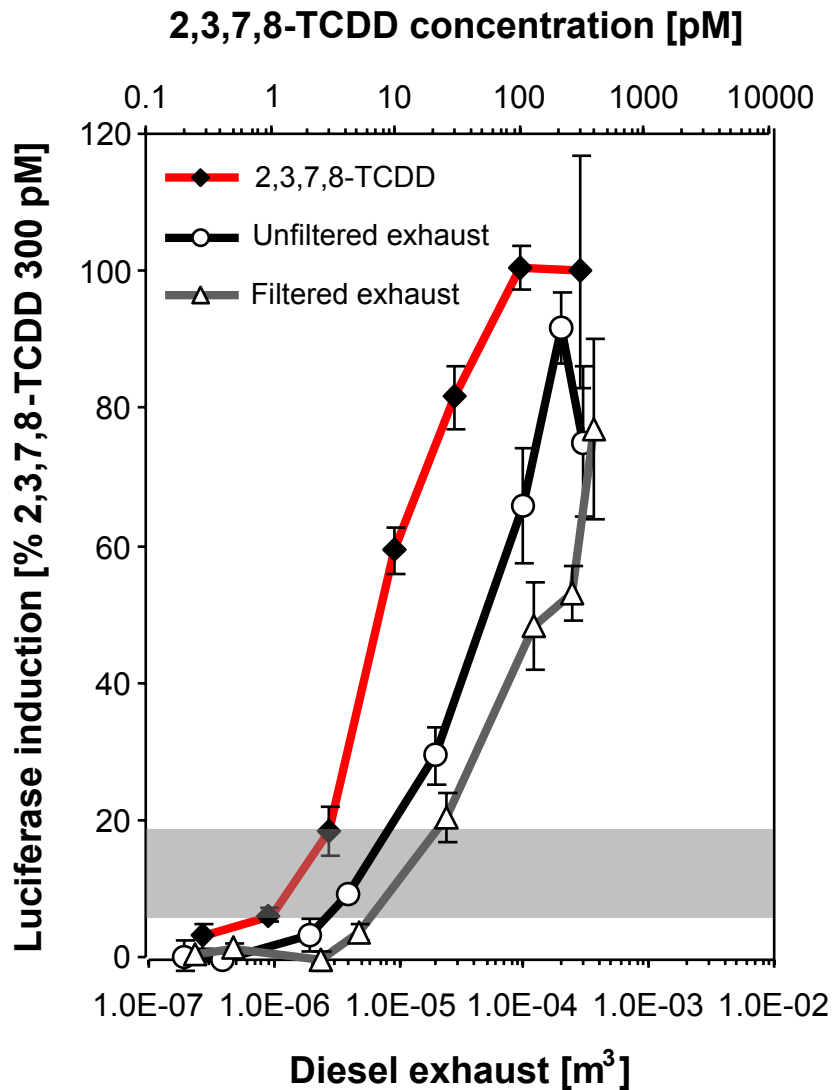
AhR agonists induce a wide spectrum of biological effects:

Adaptive effect

- AhR-mediated degradation of toxic compounds (e.g., xenobiotics)

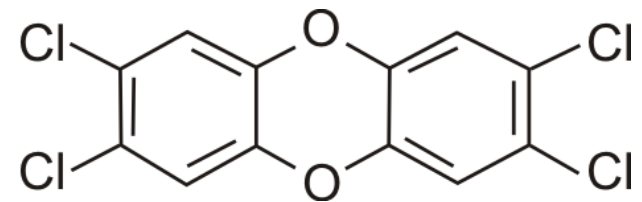
Adverse effects

- AhR-mediated biotransformation: mutagenic/carcinogenic metabolites (e.g., benzo[*a*]pyrene)
- Long-time activation of the AhR: dioxin-like toxicity of AhR agonists (e.g., loss of weight, chloracne)
- **Endocrine-disrupting effects** (e.g., antiestrogenic effects, antiandrogenic effects)



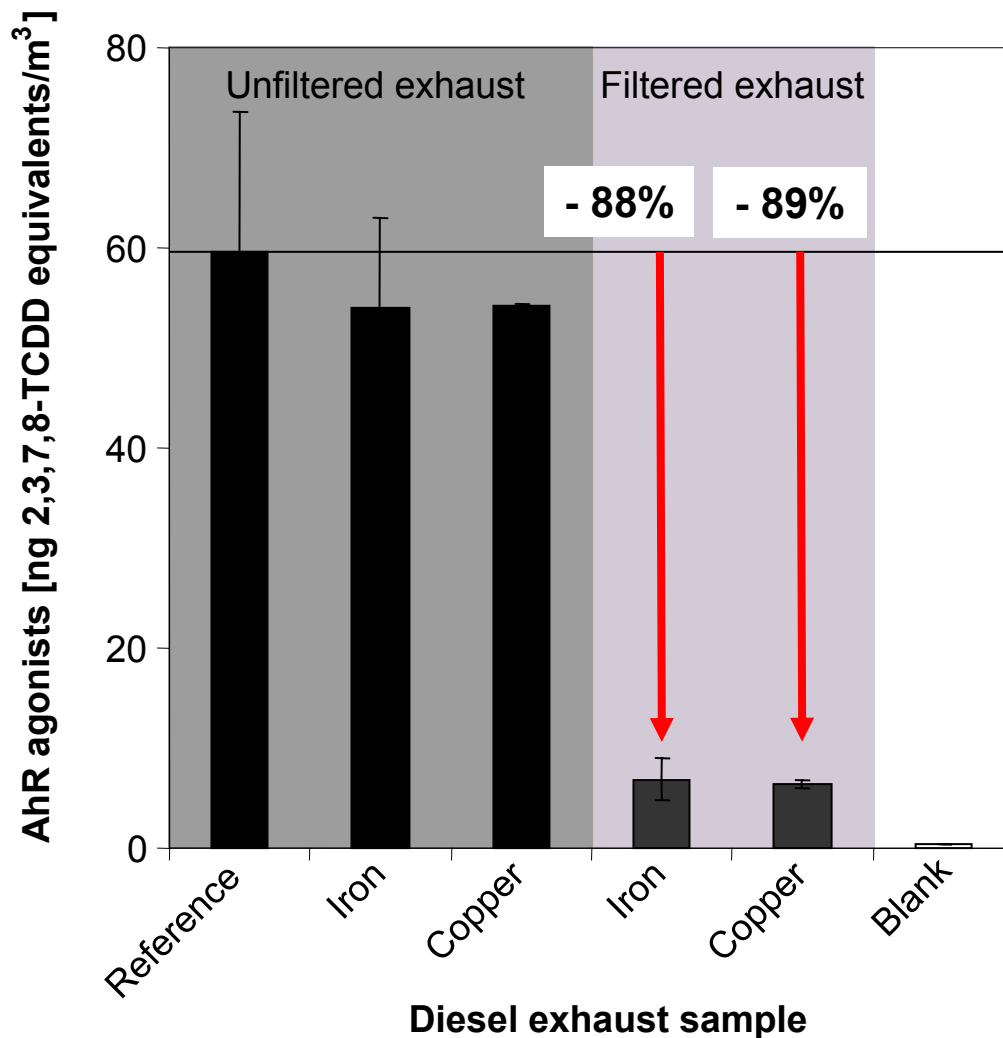
Aryl hydrocarbon receptor (AhR) agonists in diesel exhaust:

- Dose-dependent luciferase induction
- Dose-dependent response is similar to 2,3,7,8-TCDD



2,3,7,8-tetrachloro dibenzo-*p*-dioxin

AhR Agonists in Diesel Exhaust

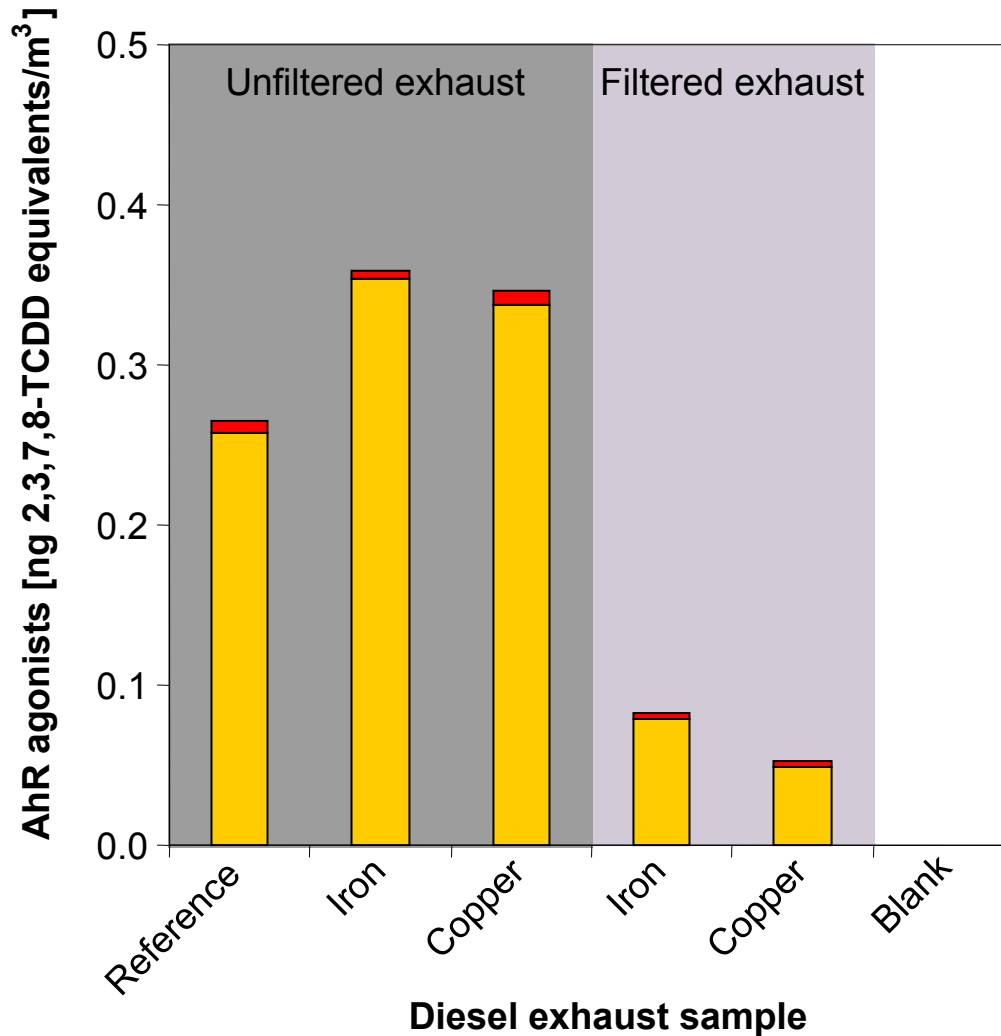


Air particulate matter (PM₁₀, Berne):
0.02 ng 2,3,7,8-TCDD equivalents/m³ air

Diesel engines: a **relevant emission source** for AhR agonists in the air

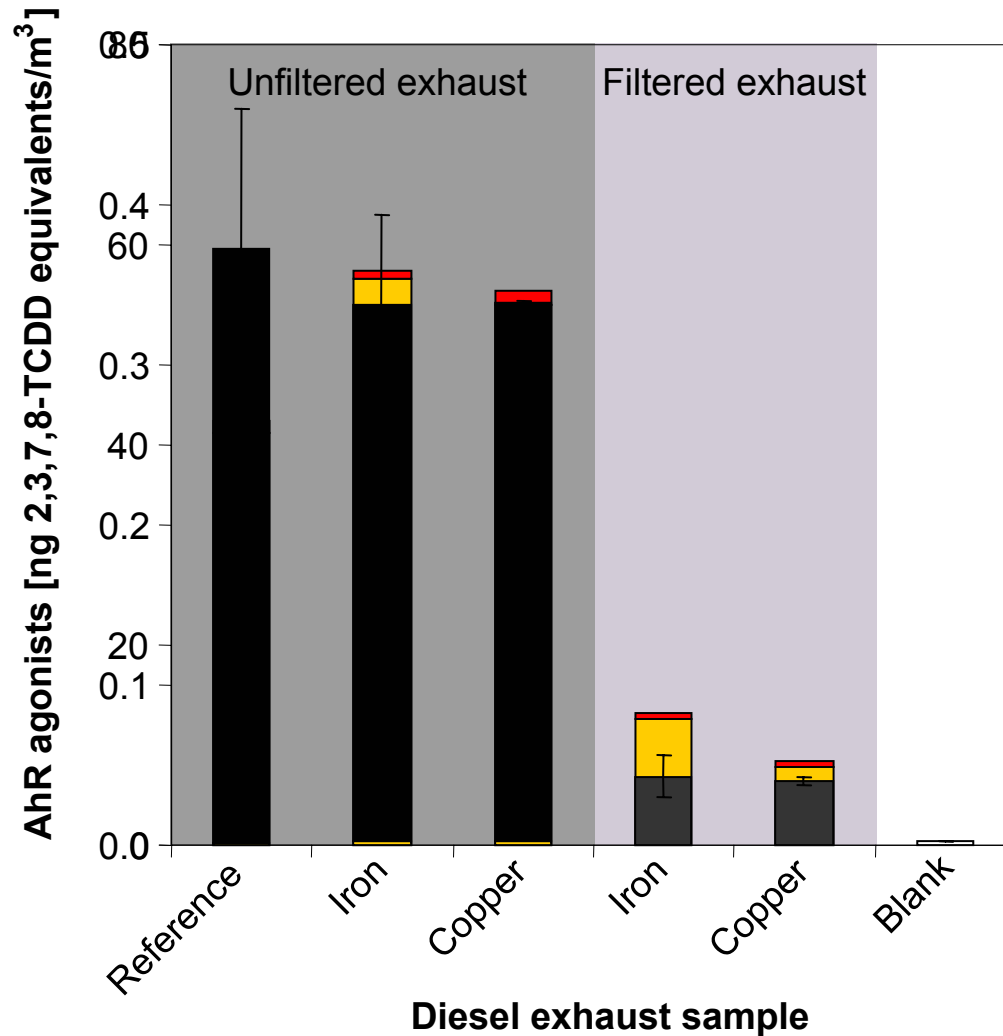
Beneficial secondary effect of catalytic diesel particulate filters

Known AhR Agonists (GC/HRMS)



- **Sum of 6 PAHs:**
pyrene,
benz[*a*]anthracene,
benzo[*b*]fluoranthene,
benzo[*k*]fluoranthene,
benzo[*a*]pyrene,
indeno[1,2,3-*cd*]pyrene
- **Sum of 2,3,7,8-PCDD/Fs**
(17 congeners)

Contribution of 6 PAHs and 12 PCDD/Fs



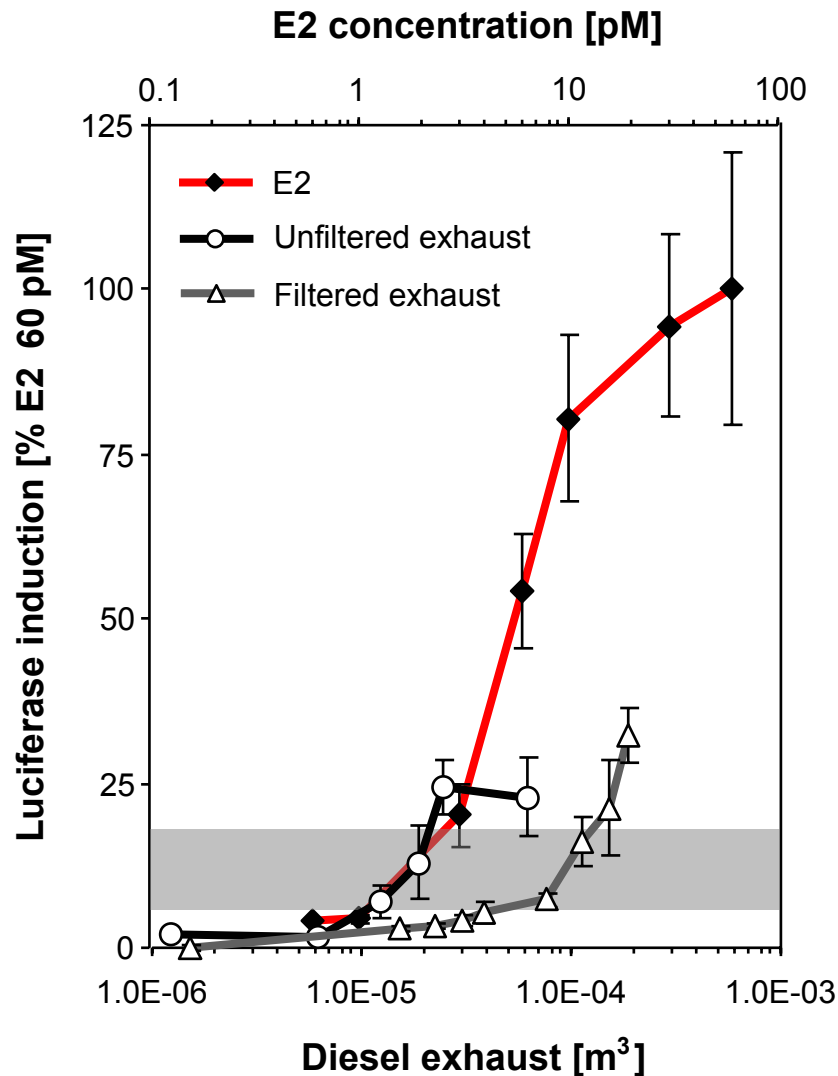
99% of the 2,3,7,8-TCDD equivalent concentration in unfiltered as well as in filtered exhaust is not explained

Endogenous ER agonists (estrogens, female sex hormones)

- Function: promote the development of female secondary sex characteristics, regulate functions of the reproductive system in females and males

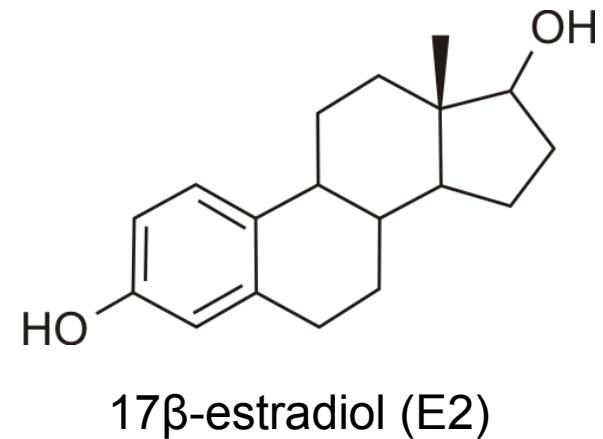
Exogenous ER agonists (xeno-estrogens)

- Disruption of female and male hormone systems (e.g., impaired reproduction)

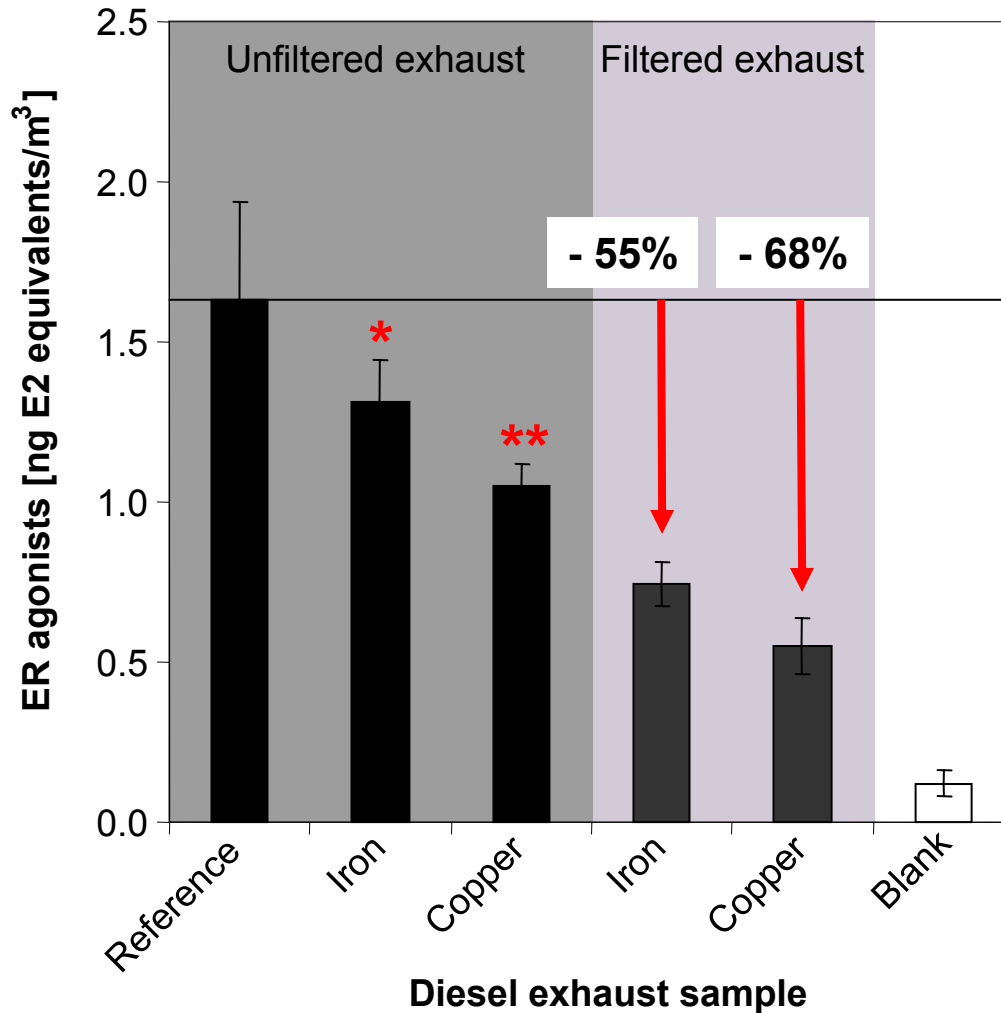


Estrogen receptor (ER) agonists in diesel exhaust:

- Dose-dependent luciferase induction
- Dose-dependent response is similar to E2



ER Agonists in Diesel Exhaust



Air particulate matter
(PM₁₀, Berne):
5*10⁻⁷ ng E2
equivalents/m³ air

Diesel engines: a
**relevant emission
source** for ER
agonists in the air

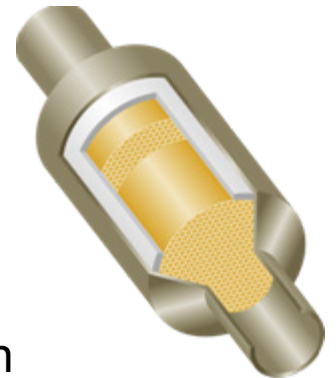
Beneficial secondary
effect of catalytic diesel
particulate filters

Emissions of diesel engines

- Relevant source of potential endocrine disruptors in the air


Secondary effects of catalytic diesel particulate filters

- Reduced emissions of AhR agonists by almost 90%
- Reduced emissions of ER agonists by 55-70%
- Promising technology to detoxify diesel exhaust in respect to pollutants with AhR- or ER-mediated activity



Wenger et al., submitted, 2007

THANK YOU FOR YOUR ATTENTION



AND MANY THANKS TO

ETH Zurich: Renato Zenobi

University of Zurich: Hanspeter Nägeli

**EMPA: Andreas Gerecke, Norbert Heeb, Erika Gujer, Markus Zennegg, Martin Kohler,
Peter Schmid, Kerstin Zeyer, Lukas Emmenegger, André Niederer**

Fachhochschule Biel: Jan Czerwinski, Jean-Luc Pétermann

TTM Niederrohrdorf: Andreas Mayer