

A. Ayala  
CARB  
Sacramento  
US

49

**Pilot study of emissions from "late-model"  
diesel and CNG heavy-duty transit buses:  
preliminary nanoparticle measurement results**

5<sup>th</sup> ETH Conference on Nanoparticle Measurements  
August 6-8, 2001, Zürich

ARB's Study of Emissions from "Late-model" Diesel and CNG Heavy-duty Transit Buses: *Preliminary Nanoparticle Measurement Results*

**Britt Holmén<sup>‡</sup>, Alberto Ayala<sup>†</sup>, Norman Kado<sup>†,‡</sup>, and Robert Okamoto<sup>†</sup>**

<sup>†</sup>California Environmental Protection Agency, Air Resources Board

<sup>‡</sup>University of California, Davis

**SUMMARY**

This paper provides an overview of recent activities led by the Air Resources Board (ARB) to characterize emissions from late-model heavy-duty diesel and compressed natural gas (CNG) transit buses. The project was intended to obtain a "snap shot" of the emissions profile from late-model in-use public transit buses in operation in Los Angeles, California, rather than a fleet average. Here, we report preliminary ultrafine (<100nm) particle measurements obtained over the Central Business District (CBD) cycle and a steady-state (SS) 55 mph "loaded" cruise condition. For the SS runs, the chassis dynamometer applied both road load and an additional experimentally-determined vehicle-specific load corresponding to approximately 60% of the available engine power. Emission testing was conducted at ARB's Heavy-duty Vehicle Emissions Laboratory (HDVEL) located in downtown Los Angeles, California. Three vehicle configurations were investigated: *i*) a CNG 40-passenger New Flyer bus equipped with a DDC Series 50G engine, *ii*) a "baseline" diesel 40-passenger New Flyer bus equipped with a DDC Series 50 engine and a catalyzed muffler, and *iii*) the same diesel vehicle retrofitted with a Johnson Matthey Continuously Regenerating Technology (CRT<sup>™</sup>) diesel particulate filter (DPF) in place of the muffler. The CNG bus was not equipped with any aftertreatment. The diesel vehicle was fueled by ARCO ECD-1 (sulfur ≤ 15ppm). Other duty cycles of interest in this study were idle operation, the Urban Dynamometer Driving Schedule (UDDS), and the New York City Bus Cycle (NYBC). Collection of particulate matter (PM) samples over multiple cycles was performed for subsequent chemical and mutagenic analyses. A Micro-orifice Uniform Deposit Impactor (MOUDI) and an Electrical Low Pressure Impactor (ELPI) were used for size-selective measurements. Two Scanning Mobility Particle Sizers (SMPS) were used to characterize ultrafine emissions at two sampling locations. One SMPS station was equipped with a partial-flow ejector-type mini-diluter for sampling raw vehicle exhaust. Measurements were conducted for two dilution ratios, 65 and 18. The second SMPS sampled a portion of the diluted exhaust directly from the full-exhaust Constant Volume Sampling (CVS) dilution tunnel. This sampling point corresponded to the location where conventional total PM and gaseous samples were collected.

**BACKGROUND**

The California Clean Air Act (CCAA) mandates the ARB to achieve the maximum degree of emission reductions from all on- and off-road mobile sources in order to attain the state ambient air quality standards. The identification of diesel PM as a Toxic Air Contaminant (TAC) in California prompted the development of ARB's Diesel Risk Reduction Plan.<sup>1</sup> Accordingly, the ARB is currently involved in a number of regulatory strategies focused on emissions reductions from on-road and off-road engines. A number of control measures for new and existing engines have been identified. One recommendation to reduce diesel PM emissions promotes the use of DPF's and alternative fuels.<sup>2</sup> In addition, ARB and the South Coast Air Quality Management District (SCAQMD) adopted new rules that promote the use of CNG technology for urban transit buses. The study described here expands the current research database on "clean" diesel and CNG transit bus emissions and offers relevant information for future rule-making.

Internal combustion engines have been identified as significant sources of submicron particulate matter. Primary diesel exhaust particles of 20-50 nm diameter have been measured, but there is no widely accepted test protocol for accurately measuring these nanoparticles (<50nm) under laboratory conditions that represent "real-world" dilution conditions.<sup>3</sup> Many factors highlight recent interest in ultrafine emissions: 1) the Health Effects Institute recently released the first report that indicates an association between ultrafine and fine particles and human mortality;<sup>4</sup> 2) the number of diesel on-road vehicles and their average annual vehicle miles traveled are steadily increasing;<sup>5</sup> 3) fuel composition is changing; 4) changes in diesel engine designs to meet stringent mass emission regulations are believed to increase nanoparticle number concentrations.<sup>6</sup>

This work was designed to characterize the ultrafine particles emitted by diesel and natural gas vehicles by both physical and chemical techniques.

## ULTRAFINE PARTICLE MEASUREMENTS

Particle sizing was conducted simultaneously (1) with the use of a mini-dilution system for diluting raw vehicle exhaust and (2) directly on samples drawn from the CVS tunnel. Exhaust was directed to the CVS through a 6 in stainless steel corrugated pipe. A ¼ in stainless steel heated line directed raw exhaust at approximately 0.5 Lpm into a single-stage, ejector-type Dekati Ltd mini-diluter. Dilution air was provided by an oil-free compressor and fed through a HEPA/carbon/dessicant capsule into the mini-diluter at a nominal rate of 35 Lpm. Ultrafine measurements for the diesel vehicle were conducted at a dilution ratio of 65. The CNG vehicle was tested at two dilution ratios, 65 and 18. These were chosen to bracket the conditions used in other particle sizing studies of natural gas vehicles.<sup>7</sup> From the mini-diluter, the aerosol was directed through an insulated 1 in diameter 6 ft long stainless steel residence chamber. The residence time in the chamber was approximately 1-1.5 sec. From this chamber, a “Y” connection directed the sample to both the SMPS and the ELPI. Conductive silicon tubing was used between the chamber and the instruments. The temperatures of the raw exhaust, the diluted sample and the residence chamber wall were monitored continuously. Humidity was monitored only for ambient air. A constant volume displacement pump drew 30 Lpm for the ELPI. The SMPS’s were operated at 1.5 Lpm – using TSI’s Aerosol Instrument Manager, version 4 software. The SMPS included a model 3080 electrostatic classifier with a model 3081 long differential mobility analyzer and a 3025A ultrafine condensation particle counter. A quality assurance protocol for consistent use of the SMPS’s was implemented. This included daily checks and routine verification using NaCl and polystyrene latex spheres and a TSI electrospray.

The SMPS’s were used to measure particles under both steady state and transient conditions. During steady state, idle, and for tunnel blanks, the SMPS’s were operated on “size-scan” mode. Two minute full scans were collected for measuring particles in the size range 6 nm to 237 nm. During the transient cycles, the SMPS’s were operated on “size-filtered” mode by collecting 300 sec particle concentrations in real time at one mobility diameter. Multiple runs were conducted and typically 8, 20, 80, and 140 nm particles were measured.

## GENERAL REMARKS

In this presentation, preliminary results for the CBD and SS tests are discussed. This partial data set indicates that a CRT-equipped vehicle fueled by low-sulfur diesel efficiently reduces not only total PM emissions, but also the ultrafine number concentrations in the particle size range from 6 to 237 nm. In contrast, while the total ultrafine particle counts in CNG exhaust were comparable to the total particle counts in the CRT-equipped diesel exhaust over SS operation, the particles in CNG exhaust were significantly smaller. Over the CBD, CNG nanoparticles were also smaller and more numerous than those measured for both the baseline and CRT diesels. Two sampling/dilution setups were used for particle sizing. Although there were clear differences in number concentrations due to distinct dilution conditions between the CVS and mini-diluter, the relative shapes of the size distributions were surprisingly well correlated between vehicles. However, vehicle/tunnel conditioning was found to play a significant role when using the CVS to determine total particle numbers. Precise testing protocols are needed to alleviate the uncertainty in background measurements.

## ACKNOWLEDGEMENTS

Management and executive staff of the ARB are acknowledged for support provided for this project. The study was a collaborative research effort between a number of divisions within ARB and investigators from the University of California (Davis and Los Angeles) and the SCAQMD.

## REFERENCES

1. Resolution 98-35: Identification of Particulate Emissions from Diesel-Fueled Engines as a Toxic Air Contaminant, California Air Resources Board, Sacramento, CA, 1998. <http://www.arb.ca.gov/regact/diesltack/res98-35.pdf>
2. Risk Reduction Plan for Diesel-fueled Engines and Vehicles, California Air Resources Board, Sacramento, CA, 2000. <http://www.arb.ca.gov/diesel/dieselrrp.htm>
3. Abdul-Khalek, I.S., Kittelson, D.B. and Bear, F., (1999) “The Influence of Dilution Conditions on Diesel Exhaust Particle Size Distribution Measurements,” SAE Technical Paper 1999-01-1142.
4. Wichmann, H.E., C. Spix, T. Tuch, G. Wolke, A. Peters, J. Heinrich, W.G. Kreyling, J. Heyder (2000). “Daily Mortality and Fine and Ultrafine Particles in Erfurt Germany, Part I: Role of Particle Number and Particle Mass.” Health Effects Institute Research Report 98.
5. Lloyd, A.C. and T. A. Cackette (2001). “Diesel Engines: Environmental Impact and Control,” *J. Air & Waste Manage. Assoc.* **51**: 809-847.
6. Abdul-Khalek, I.S., D.B. Kittelson, B.R. Graskow, Q. Wei and F. Brear (1998). “Diesel exhaust particle size: measurement issues and trends.” SAE Technical Paper 980525.
7. Gautam, M., A. Bugarski, S. Mehta, and R. Byers (1999). “Particle Size Distribution from Heavy Duty Diesel and Natural Gas Vehicles,” 3<sup>rd</sup> ETH Conference on Nanoparticle Measurements, Zürich.

**5<sup>th</sup> International ETH Conference on Nanoparticle Measurements**  
**August 6-8, 2001, Zürich**

**ARB's Study of Emissions from "Late-model"  
Diesel and CNG Heavy-duty Transit Buses:  
*Preliminary Nanoparticle Measurement Results***

**Britt Holmén<sup>‡</sup>, Alberto Ayala<sup>†</sup>, Norman Kado<sup>†,‡</sup>, and Robert Okamoto<sup>†</sup>**

*<sup>†</sup>California Environmental Protection Agency  
Air Resources Board*

*<sup>‡</sup>University of California, Davis*

**Technical Collaborators:**

Dr. L. Zafonte, Dr. M. Gebel, H. Porter (*CAVTC*), K. Stiglitz (*CAVTC*), F. Gonzalez (*CAVTC*), P. Kuzmicky (*UCD*), Reiko Kobayashi (*UCD*), S. Barbosa (*SCAQMD*), K. Sahay, G. Gatt, N. Verma, C. Maddox, Dr. B. Dharmawardhana, Dr. S. Paulson (*UCLA*)

# Global Objectives

- Take “snap-shot” of in-use fleet (not fleet average) and...
- Compare “toxicity” between similar “green” diesel and alternative fuel (CNG) technologies
- Assess duty cycle effects
- Investigate ultrafine (<100nm) emissions

# Project Scope

- Testing at ARB's Heavy-duty Vehicle Emissions Laboratory (HDVEL) in Los Angeles
- Three vehicle configurations:
  - CNG without oxidation catalyst
  - Diesel (OEM catalyzed muffler) - BP/ECD-1 (11 ppm S)
  - Diesel (CRT™) - BP/ECD-1 (11 ppm S)
- Five driving schedules + corresponding tunnel blanks:
  - Idle
  - **Steady State+load (55mph, ~60% available power)**
  - **CBD - Central Business District Cycle**
  - UDDS - Urban Dynamometer Driving Cycle
  - NYBC - New York Bus Cycle
- PM samples collected over multiple cycles

## **Project Scope (cont'd)**

- Emissions: TPM, THC/NMHC, NO<sub>x</sub>, CO, CO<sub>2</sub> and NO<sub>2</sub>
- On-site Analysis for Speciation of Air Toxic HC's
- Carbonyl Compounds
- Phase distribution of PAH's
- PM extractions for Ames Bioassay
- Elemental Carbon/Organic Carbon Split (TOR)
- Elemental Analysis (XRF)
- Size-segregated mass emissions (MOUDI)
- Particle number and size distribution (2 SMPS's, ELPI)
- Fuel and lube oil analysis

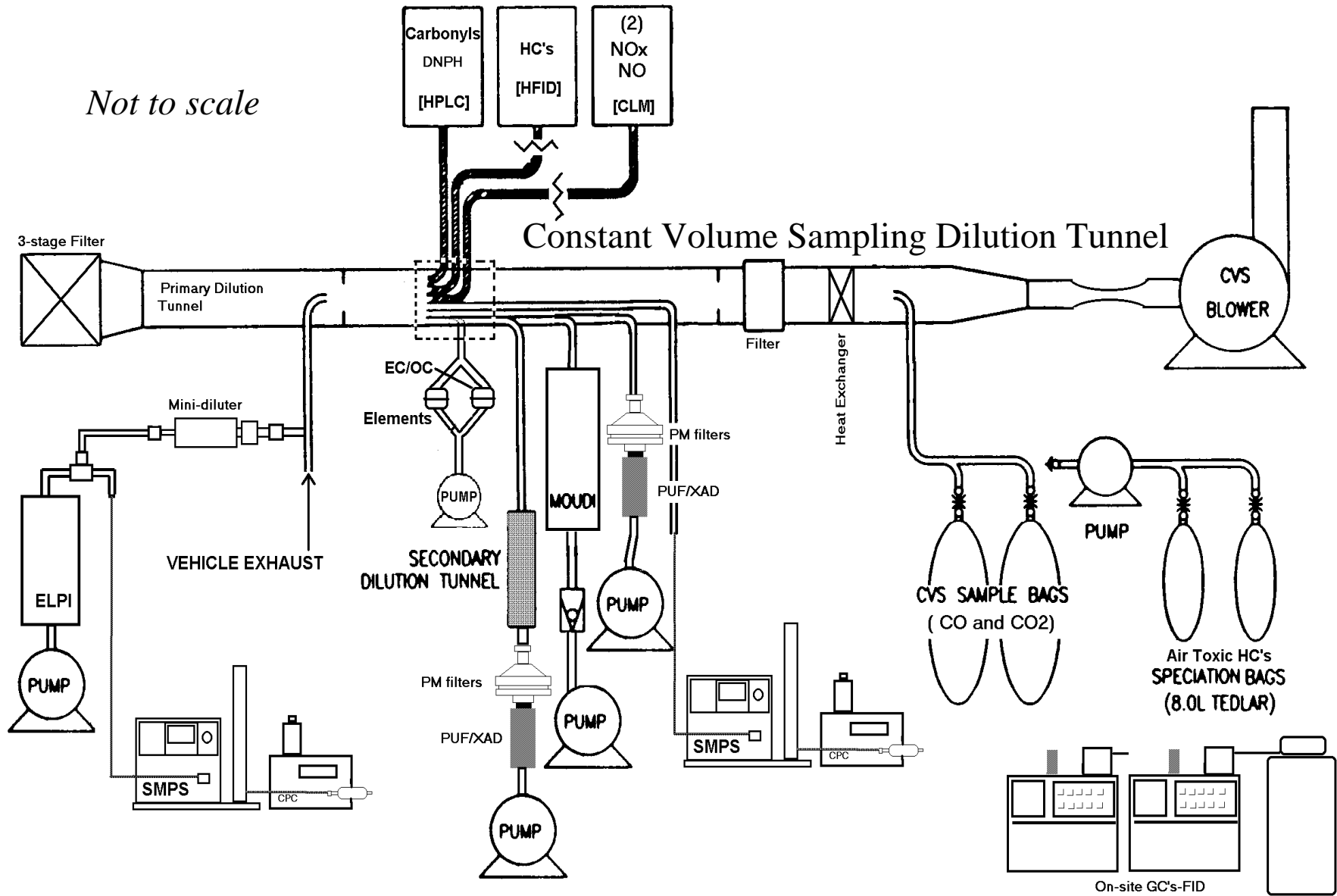
# Test Vehicles

	<u>“CNG”</u> <u>“CNG re-test”</u>	<u>“Diesel</u> <u>(OEM)”</u>	<u>“CRT”</u>
<i>Model</i>	2000 DDC Series 50G	1998 DDC Series 50	1998 DDC Series 50
<i>Aftertreatment</i>	None	OEM Catalyzed Muffler	CRT™
<i>Fuel</i>	CNG	ECD-1	ECD-1
<i>Odometer</i>	19,629	15,169	15,569
<i>Weight</i>	33,150 lbs	30,510	30,510

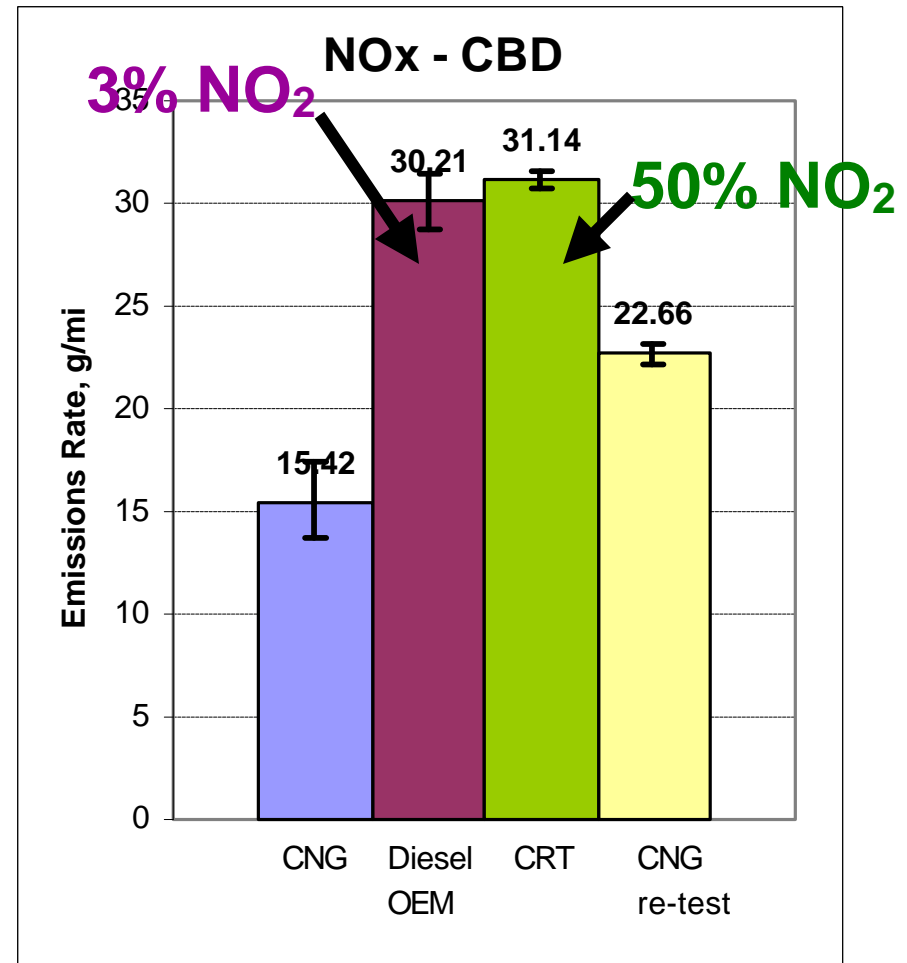
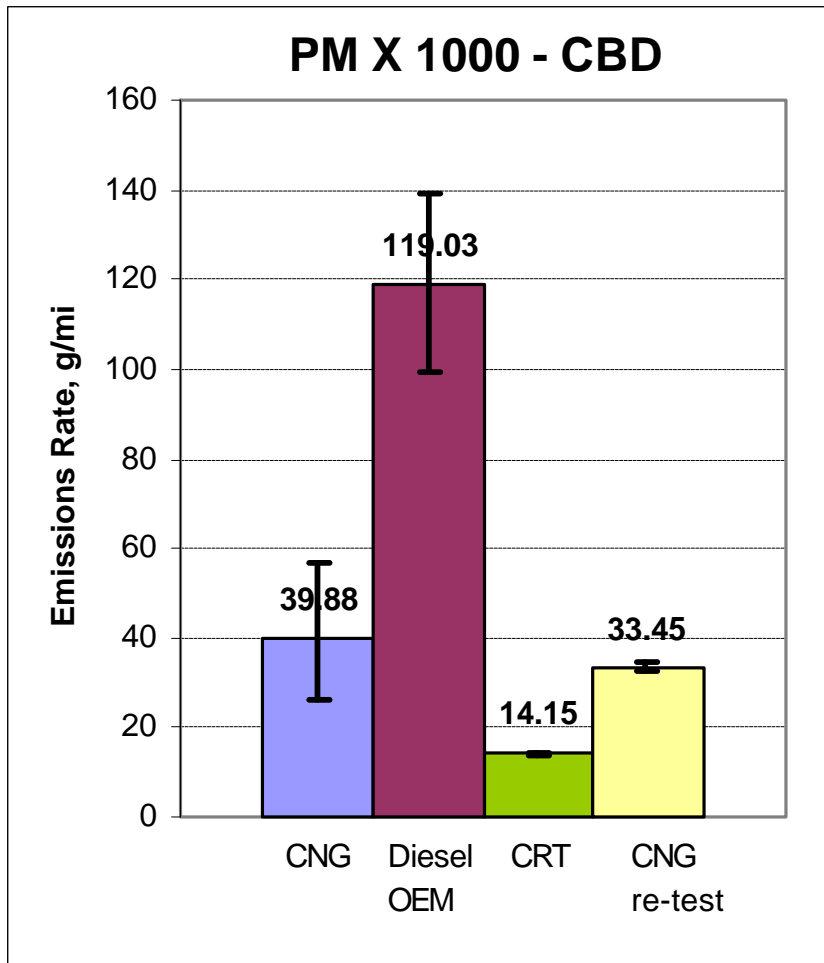
- Los Angeles County Metropolitan Transit Authority fleet
- 8.5 liter, 4-stroke, turbocharged, 4-cylinder, New Flyer Low 40 passenger transit buses



# Experimental Setup

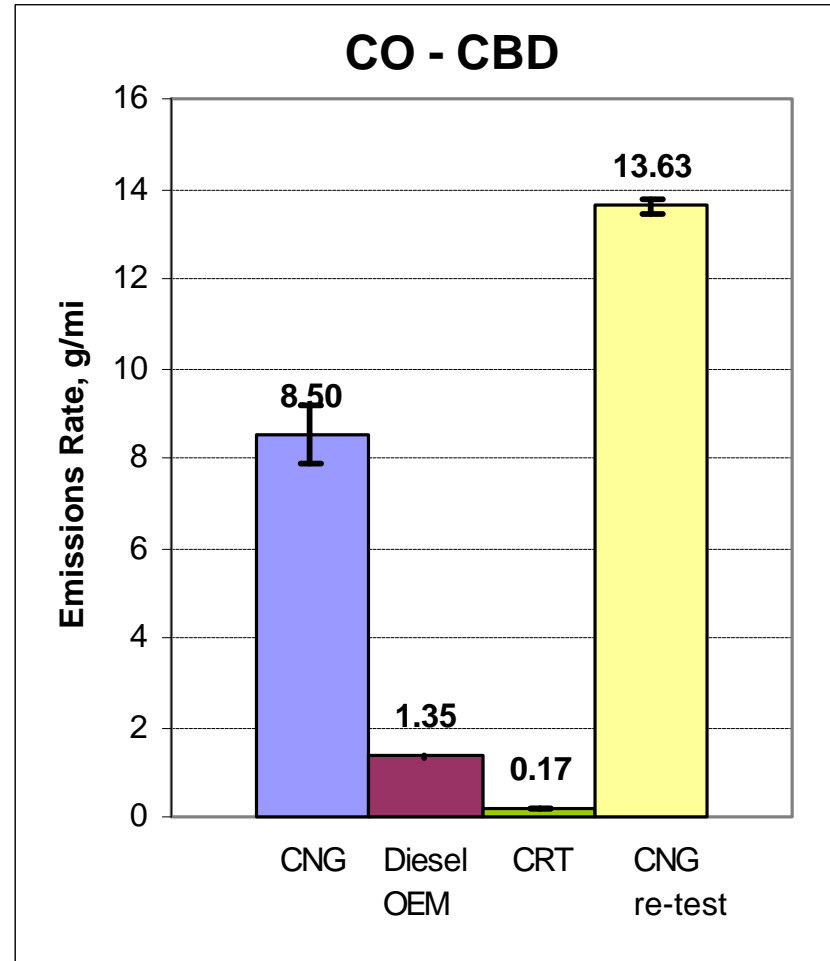
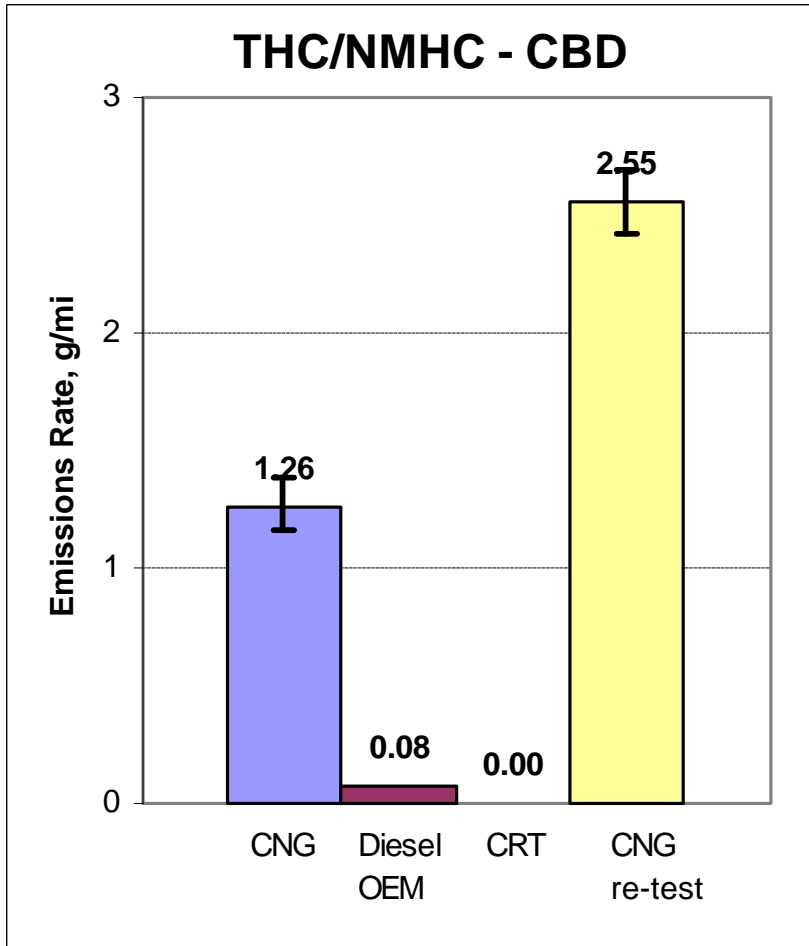


# Average NO<sub>x</sub> and Raw PM Emissions-CBD



- Note:**
- 1] CRT mass emissions were comparable to background levels*
  - 2] PM emissions uncorrected for Tunnel Blanks*
  - 3] CNG engine software upgraded and O<sub>2</sub> sensor module replaced prior to re-test*

# Average HC and CO Emissions-CBD



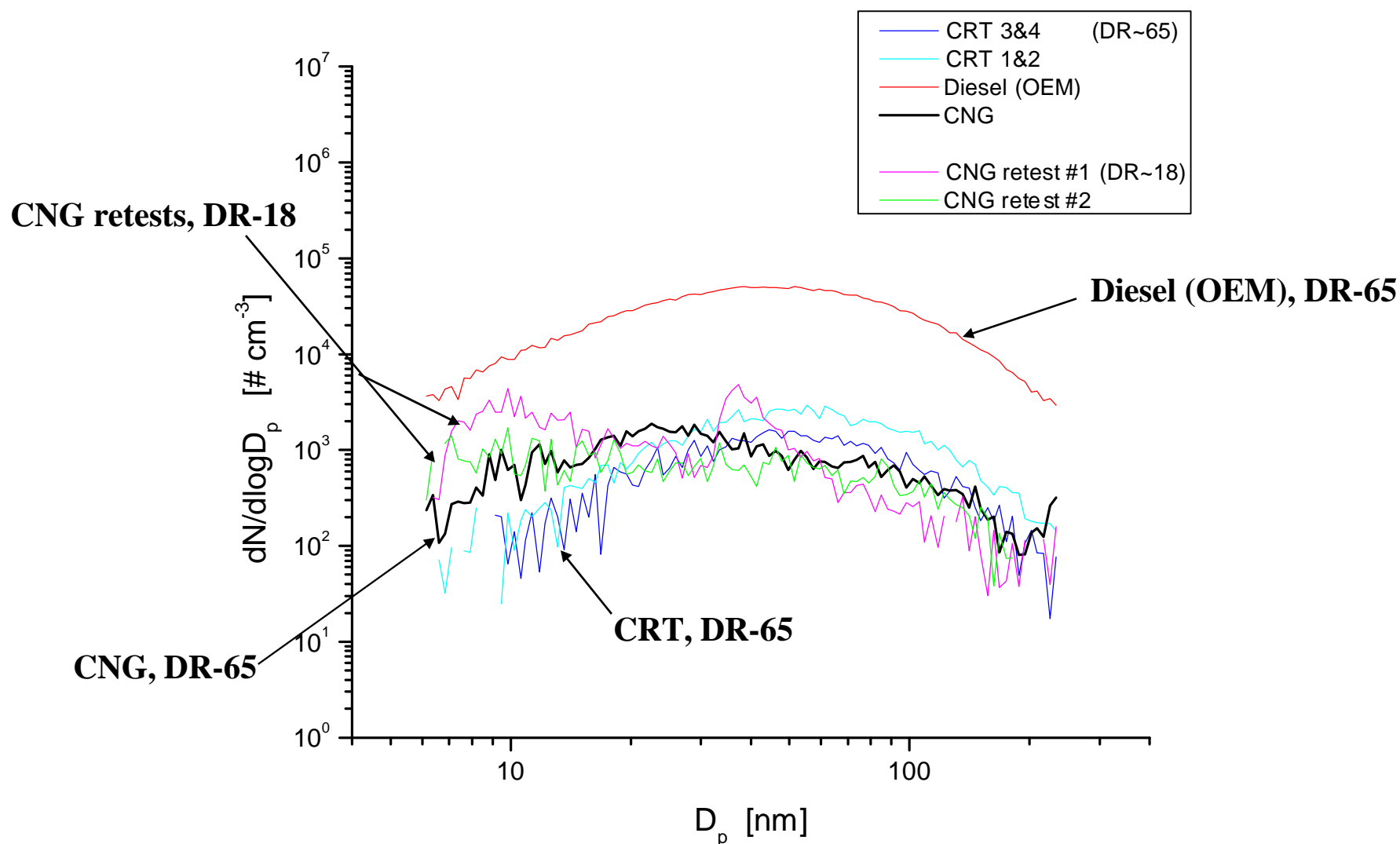
*Note: THC for diesel/NMHC for CNG*

# Ultrafine Particles

- Two SMPS sampling locations/systems:
  - **CVS** dilution tunnel
  - Raw exhaust single-stage Dekati **mini-diluter**:
    - Two dilution ratios: **~65 and ~18**
    - Oil-free compressor, desiccant/carbon/HEPA-filtered air
    - Aerosol transport lines: residence time ~ 1 to 1.5 sec
- Full scans (**size-scan mode**) for steady state, idle, and tunnel blanks (size range 6 – 237 nm)
- Single diameter real-time recording (**size-filtered mode**) for transient cycles (8, 20, 80, and 140 nm)
- Results shown = actual measured traces uncorrected for dilution or losses

# Average of Individual Scans - Mini-diluter- SS Tests

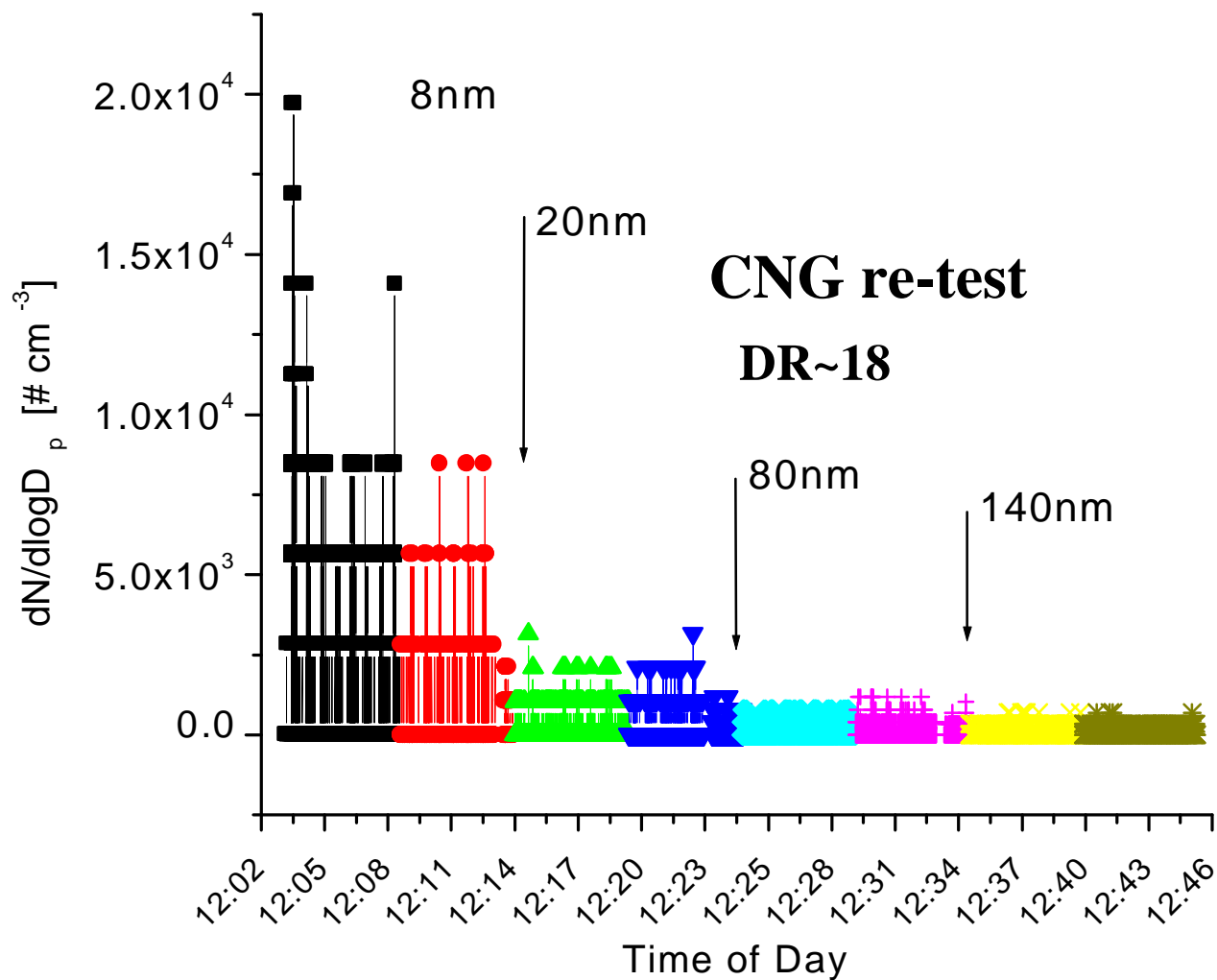
## SIZE-SCAN MODE



*Note: CNG retest#1 = 55mph, 0% gradient, CNG retest#2=55mph,0.6% gradient*

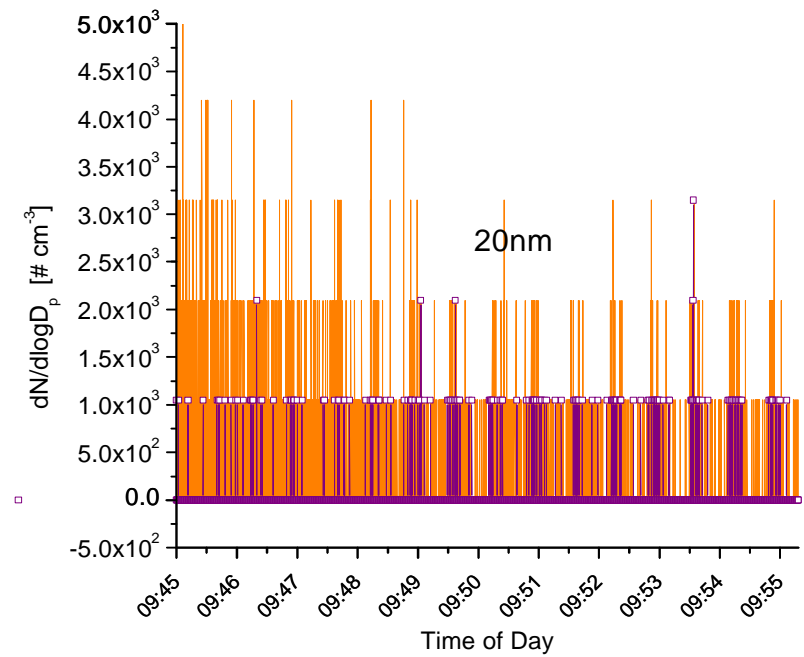
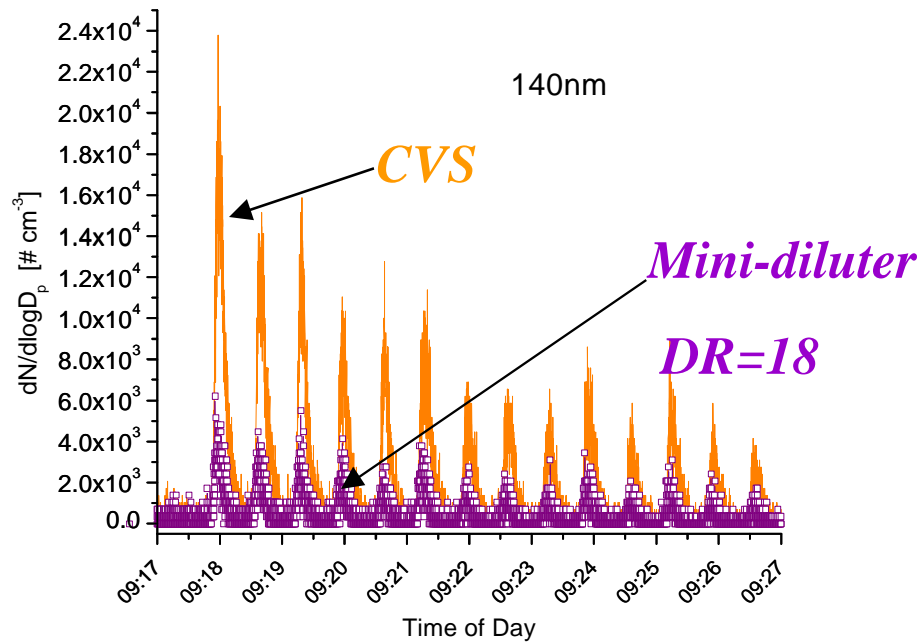
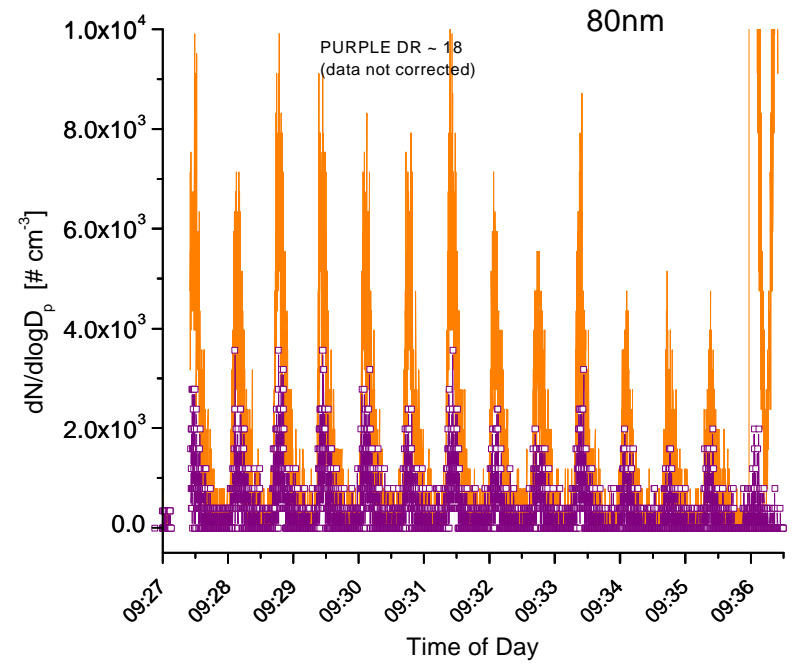
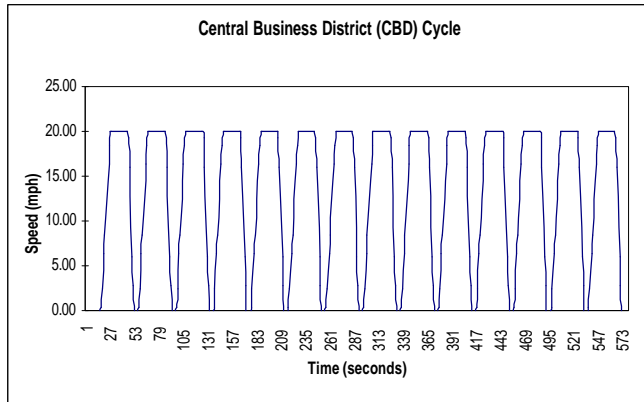
# Individual Diameter Traces - Mini-diluter - 4 CBD Cycles

## SIZE-FILTERED MODE



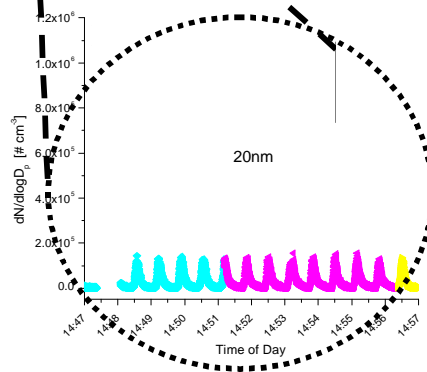
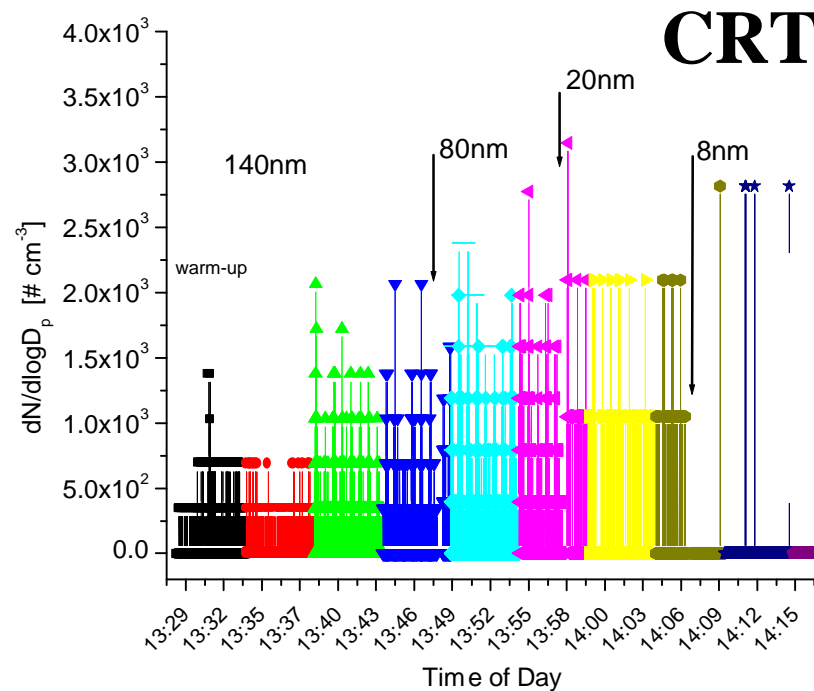
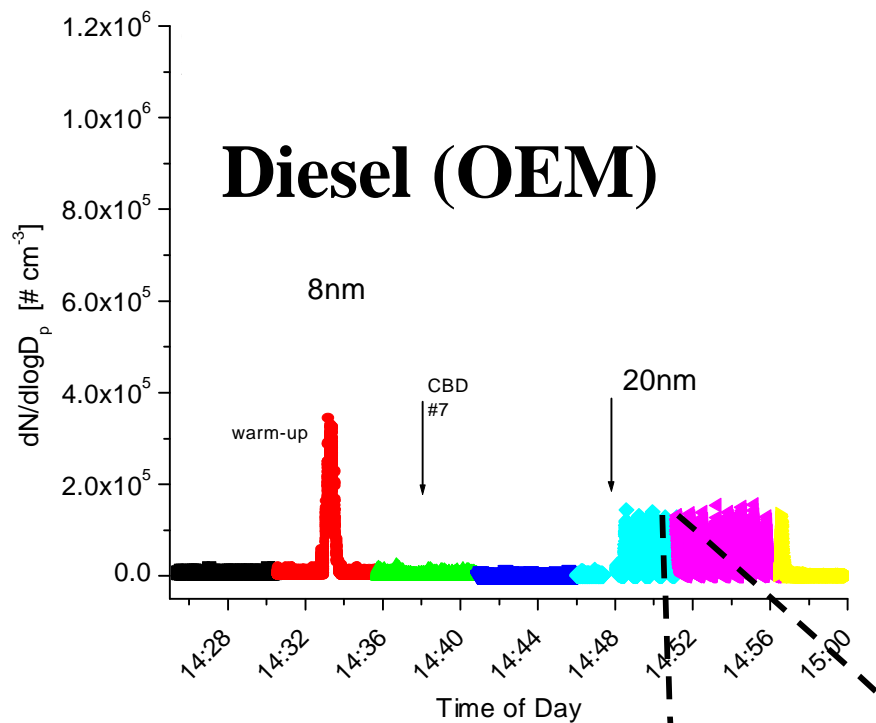
# CRT Traces - CBD Tests

## SIZE-FILTERED MODE



# Individual Diameter Traces - **CVS** - CBD Tests

## **SIZE-FILTERED MODE**

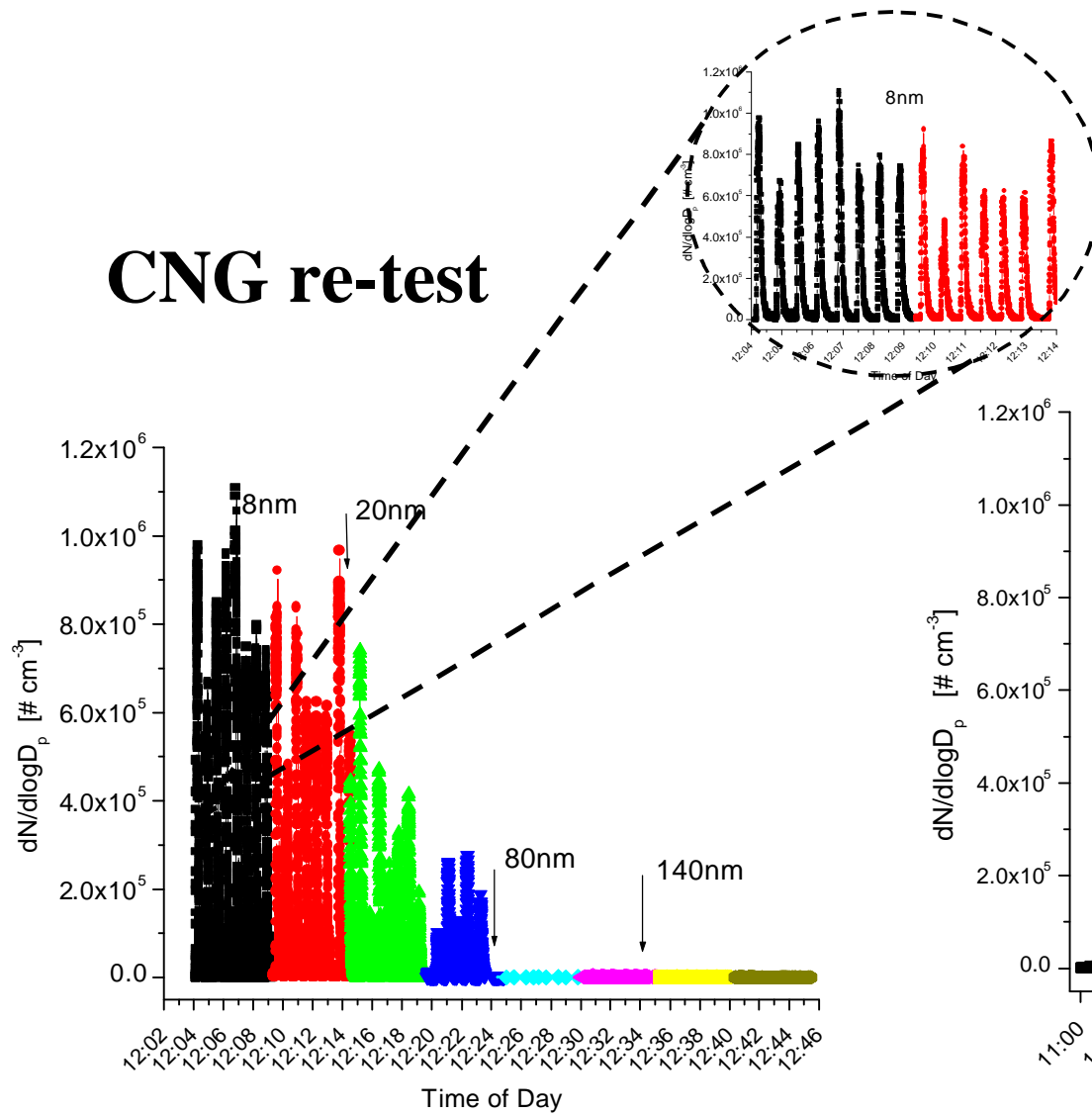




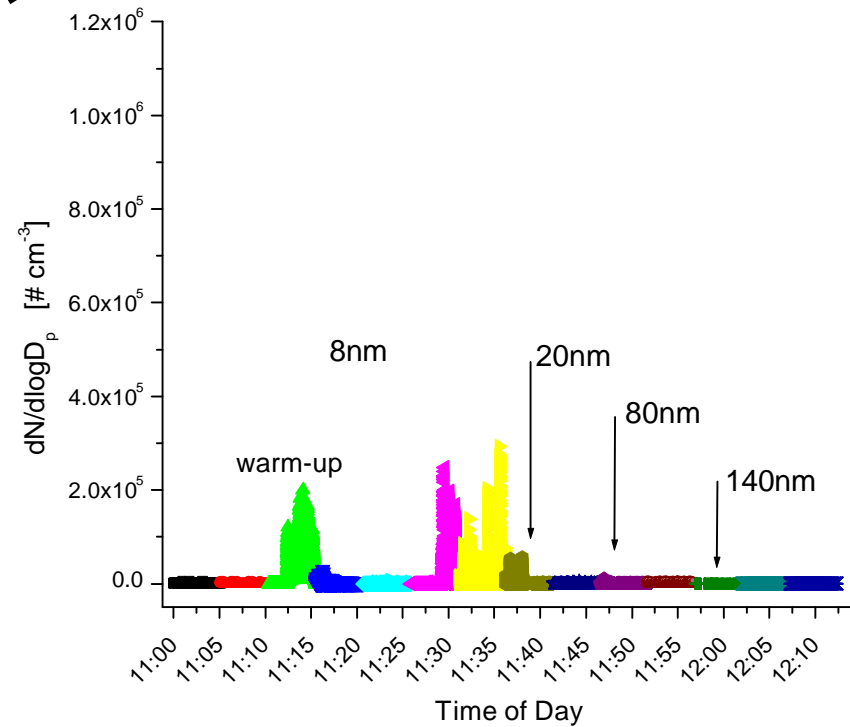
# Individual Diameter Traces - CVS - CBD Tests

## SIZE-FILTERED MODE

CNG re-test



CNG

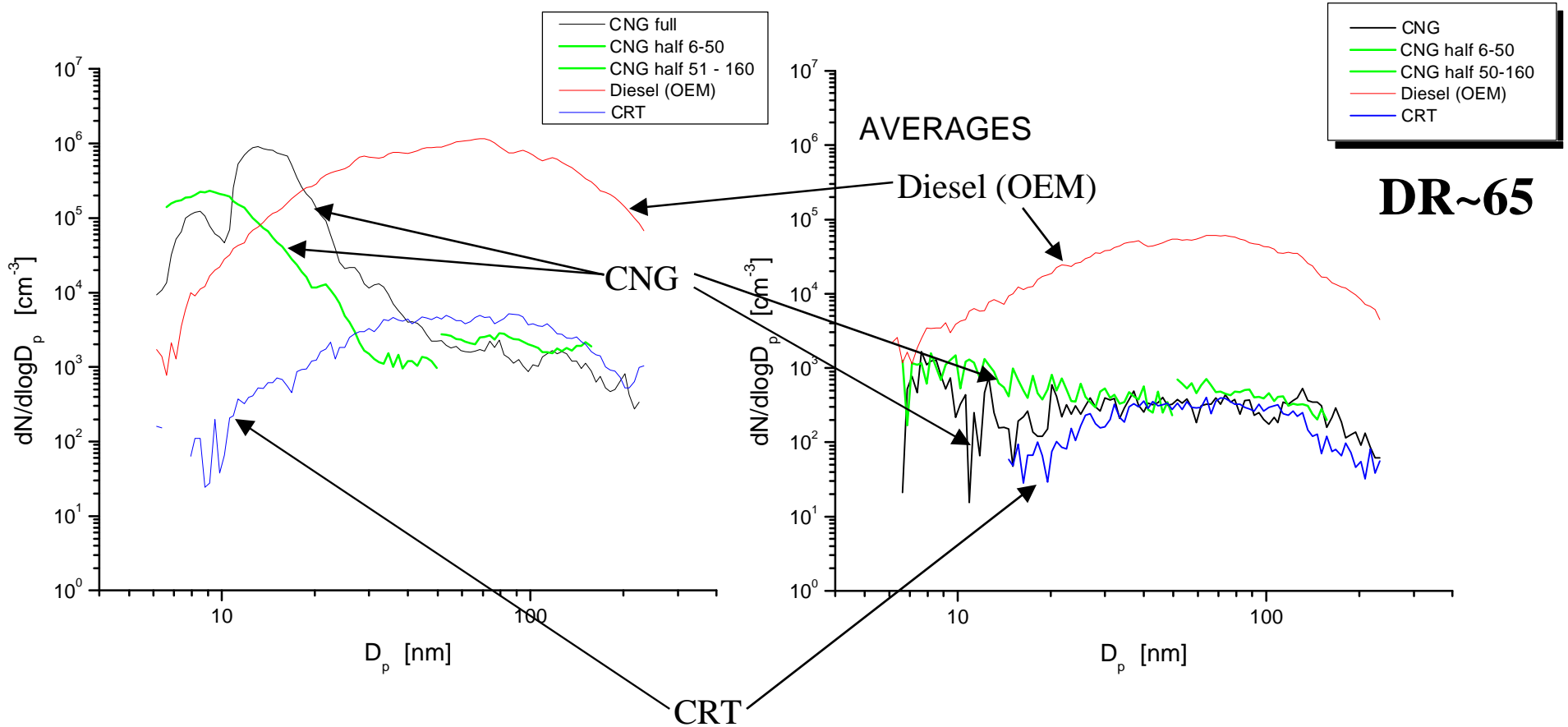


# Average of Individual Scans - Dilution Comparison - CBD Tests

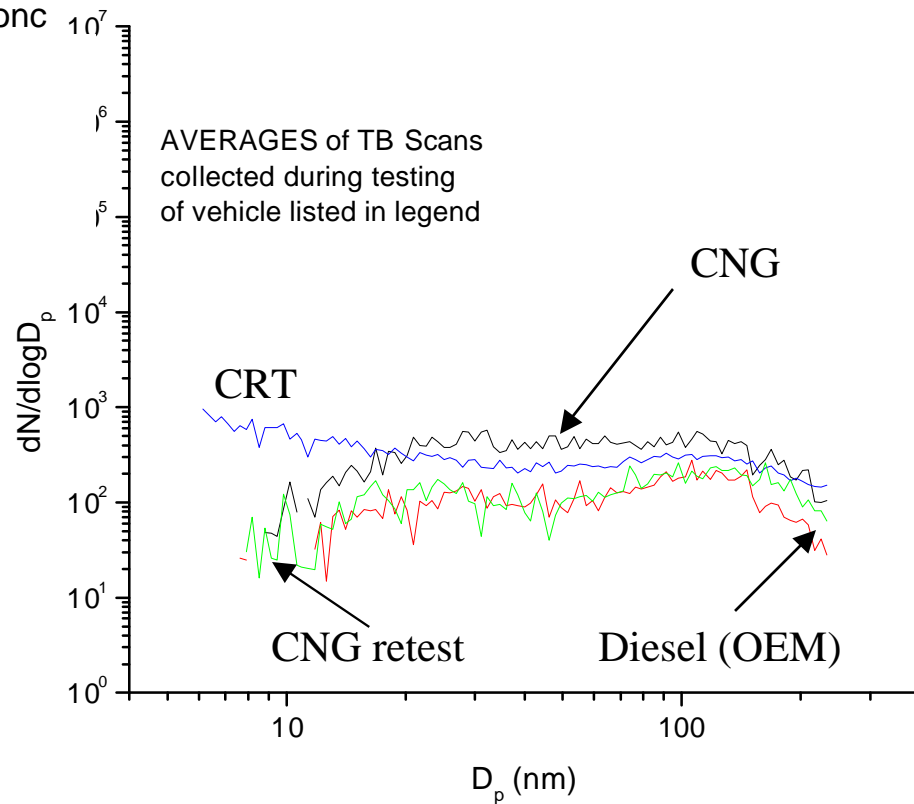
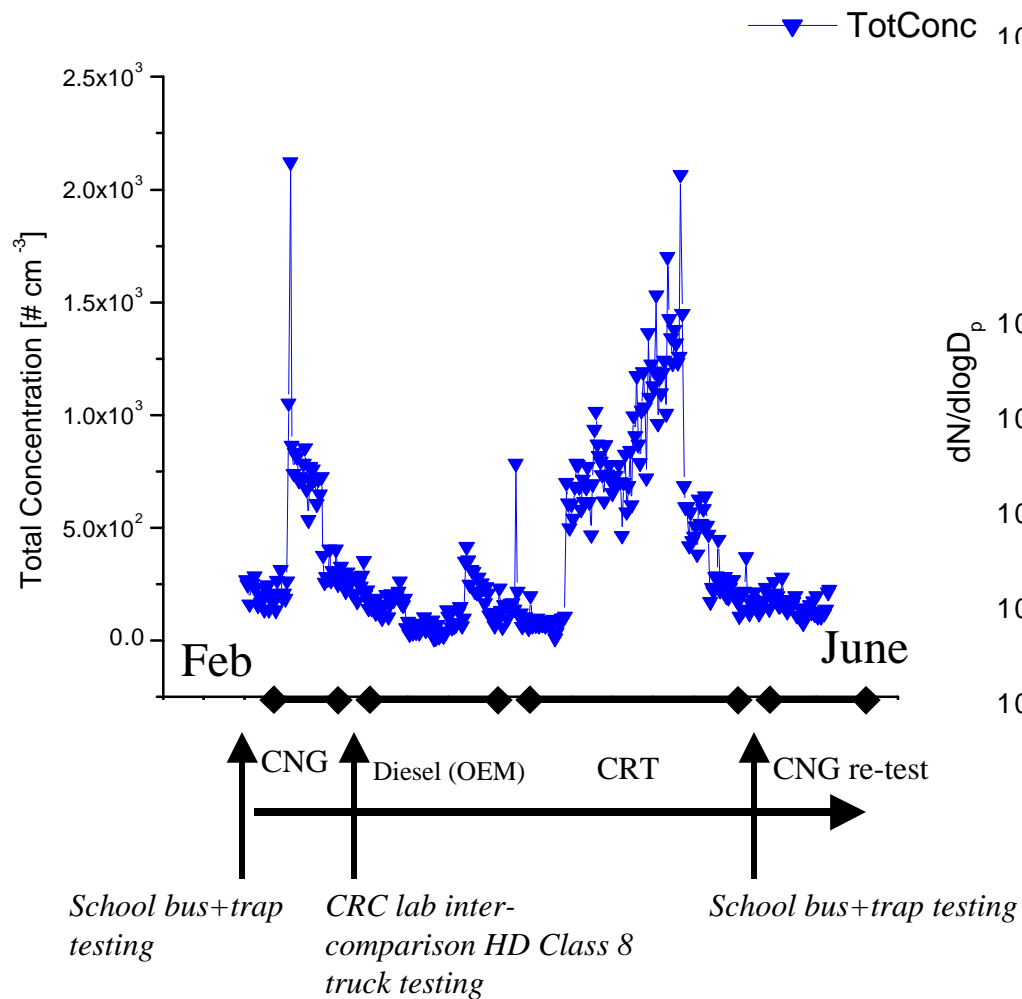
## SIZE-SCAN MODE

CVS

Mini-diluter



# CVS Tunnel Blanks



## Remarks for Regulated Emissions over CBD

- CRT showed reductions in CO (87%), THC (100%), and raw/uncorrected PM (88%) relative to Diesel (OEM)
- CRT and Diesel OEM NO<sub>x</sub> not significantly different
- Significantly different NO<sub>2</sub>/NO<sub>x</sub> ratios in CRT (50%) and Diesel OEM (3%)
- Raw/uncorrected PM for CNG and CNG re-test showed reduction of 66 to 72%, respectively, relative to Diesel (OEM)
- CNG NO<sub>x</sub> exhibited high variability. CNG re-test NO<sub>x</sub> was 75% of Diesel (OEM) NO<sub>x</sub>
- Because of composition of PM from CRT and role/magnitude of tunnel background, we may define “MINIMUM” reduction efficiency for PM traps if current sampling methods continue to be used

## Remarks for Ultrafine Particles

- CRT showed reduction in particle counts for all particles in measured range for SS tests
- Only accumulation mode was evident in diesel for SS tests
- For SS, modes in CNG size distributions were not distinct, but nanoparticle (<50nm) concentrations were higher than for CRT
- Transient and cold-start resulted in highest numbers of ultrafines for all vehicles
- For SS, total counts for CNG and CRT were equivalent and lower than baseline

## Remarks for Ultrafine Particles (cont'd)

- For CBD, CNG nanoparticles were smaller and more numerous than for baseline and CRT
- For CBD, CNG re-test resulted in highest 8 nm and 20 nm nanoparticle concentrations. Observed increase in THC's may explain
- Vehicle conditioning/tunnel artifacts play role when measuring CVS ultrafine concentrations for low emission vehicles
- Relative size distributions appear to be preserved between CVS and mini-diluter systems for 3 vehicle types examined